

A Rising Star of Uranium Exploration in Argentina

April 2025



Disclaimers and Cautionary Language

This presentation contains forward-looking information. Forward-looking information involves risks, uncertainties and other factors that could cause actual events, results, performance, prospects and opportunities to differ materially from those expressed or implied by such forward-looking information. Forward looking information in this presentation includes, but is not limited to, Blue Sky's objectives, goals or future plans, statements regarding the estimation of mineral resources, exploration results, potential mineralization, exploration and mine development plans, timing of the commencement of operations and estimates of market conditions. Factors that could cause actual results to differ materially from such forward-looking information include, but are not limited to, failure to convert estimated mineral resources to reserves, capital and operating costs varying significantly from estimates, the preliminary nature of metallurgical test results, delays in obtaining or failure to obtain required governmental, environmental or other project approvals, political risks, uncertainties relating to the availability and costs of financing needed in the future, changes in equity markets, inflation, changes in exchange rates, fluctuations in commodity prices, delays in the development of projects and the other risks involved in the mineral exploration and development industry, and those risks set out in Blue Sky's public documents filed on SEDAR+. Although Blue Sky believes that the assumptions and factors used in preparing the forward-looking information in this presentation are reasonable, undue reliance should not be placed on such information, which only applies as of the date of this presentation, and no assurance can be given that such events will occur in the disclosed time frames or at all. Blue Sky disclaims any intention or obligation to update or revise any forward-looking information, whether as a result of new information, future events or otherwise, other than as required by law.

The information provided in this presentation is not intended to be a comprehensive review of all matters and developments concerning the Company. It should be read in conjunction with all other disclosure documents of the Company. The information contained herein is not a substitute for detailed investigation or analysis. No securities commission or regulatory authority has reviewed the accuracy or adequacy of the information presented. The Company undertakes no obligation to publicly update or revise any forward-looking statements other than as required under applicable law.

We advise U.S. investors that the SEC's mining guidelines strictly prohibit information of this type in documents filed with the SEC. U.S. investors are cautioned that mineral deposits on adjacent properties are not indicative of mineral deposits on our properties.

Uranium deposits and resources owned by other companies referred to in this presentation have not been independently verified by the Corporation and information regarding these deposits are drawn from publicly available information. There is no certainty that further exploration of the Corporation's uranium targets will result in the delineation of a similar mineral resources.

Mineral resources, which are not mineral reserves, do not have demonstrated economic viability. The estimate of mineral resources may be materially affected by environmental, permitting, legal, title, taxation, sociopolitical, marketing, or other relevant issues. The quantity and grade of reported Inferred resources are uncertain in nature and there has been insufficient exploration to classify these inferred resources as Indicated or Measured, and it is uncertain if further exploration will result in upgrading them to an Indicated or Measured category. The disclosure in this presentation and referred to herein was prepared in accordance with NI 43-101 Standards of Disclosure for Mineral Projects which differs significantly from the requirements of the U.S. Securities and Exchange Commission. Investors are advised to visit the Company's website for further information concerning estimates of mineral resources in our Press Releases.

PEA is preliminary in nature and is intended to provide an initial assessment of the project's economic potential and development options. The PEA mine schedule and economic assessment includes numerous assumptions and is based on both Indicated and Inferred mineral resources. Inferred resources are considered too speculative geologically to have the economic considerations applied to them that would enable them to be categorized as mineral reserves, and there is no certainty that the PEA results will be realized. Mineral resources are not mineral reserves and do not have demonstrated economic viability. Additional exploration will be required to potentially upgrade the classification of the inferred mineral resources to be considered in future advanced studies.

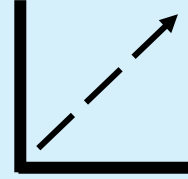
This presentation has been reviewed and approved by David Terry, Ph.D., P. Geo, a Director of the Company and a Qualified Person as defined in NI 43-101.

Investment Highlights



STRONG Global U Market Fundamentals

- ✓ Set for a **global supply deficit**
- ✓ Local in-country demand



POTENTIAL World Class Uranium Districts

- ✓ In-house discovery of a **145km-long U-V district**
- ✓ Recent large acquisitions in new U exploration districts with **ISR potential**



POSITIVE Project Economics & Upside

Ivana U/V Deposit:

- ✓ **17M lbs U₃O₈ & 8.1M lbs V₂O₅ in indicated resources (~80%) + 3.8M lbs U₃O₈ & 2.4M lbs V₂O₅ in inferred resources¹**
- ✓ **After-tax NPV8%: US\$227.7M (2024 PEA)²**



IVANA FUNDED via Earn-In Option, through Feasibility and beyond

- ✓ COAM to earn up to 49.9% by **spending US\$35M, advancing Ivana through Feasibility & testing exploration targets**
- ✓ COAM can further earn up to **80% by funding up to US\$160M in capital costs to achieve production³**

1. 19.7Mt @ 333ppm U, 105ppm V (indicated) and 5.6Mt @ 262ppm U, 109ppm V (inferred). See Slide 16 for additional details. 2. See Slide 20 for details. 3. See Slide 22 and News Release dated Dec 2, 2024 for full details.

Blue Sky Uranium Corp.

(TSX-V:BSK, OTCQB:BKUCF, FSE:MAL2)

is focused on acquiring, exploring and advancing towards uranium-vanadium production.

The company maintains over 400,000 ha of prospective tenements in Argentina

The Flagship Amarillo Grande Project consists of three main properties:

- Ivana Property
- Anit Property
- Santa Barbara Property



Pioneers of Exploration in Argentina since 1993

- **Involved in four major discoveries:**

1. Gualcamayo Au (Minas Argentinas SA)
 - A previous top gold producing mine in Argentina with new investment underway for expansion
2. Navidad Ag-Pb (Pan American Silver Corp.)
 - Worlds largest undeveloped silver project
3. Chinchillas Ag-Pb-Zn (SSR Mining Inc.)
 - A top primary silver producer globally
4. **Amarillo Grande U-V (Blue Sky Uranium Corp.)**

- Strong focus on community relations



Team Highlights



President & Founder of Grosso Group Management Ltd. Pioneer in the exploration and mining sector in Argentina since 1993.

Joseph Grosso
Chairman & Director



One of the founders of the Company with +30 years of management expertise in the mineral exploration industry. Extensive experience in providing strategic planning to and administration of public companies.

Nikolaos Cacos, M.I.M.
President & CEO, Director



Professional economic geologist, senior executive & director with +30 years in the mineral resources sector.

David Terry, Ph.D. P.Geo
Technical Advisor, Director



+30 years in investment banking to the mining sector. Managing Director at RCI Capital Group.

Martin Burian, ICD.D, CPA
Director



Chartered Professional Accountant with twenty years experience in public practice and industry.

Darren Urquhart
CFO



29 years in corporate finance, with strengths in budgeting & control, project structuring, project financing, financial modelling & analysis

Pompeyo Gallardo
VP Corporate Development



18 years of experience corporate secretarial and regulatory compliance services to public companies.

Connie Norman
Corporate Secretary

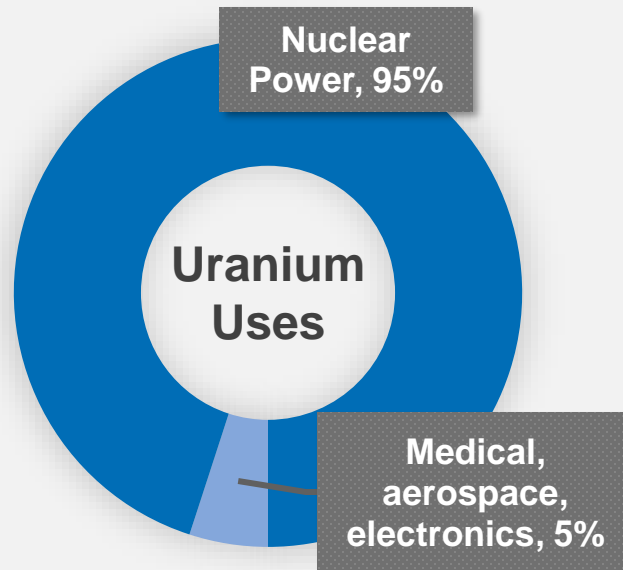


Geologist involved in exploration, development and project management in the mining industry for +30 years.

Guillermo Pensado, M.Sc.
Technical Consultant
Ivana JV

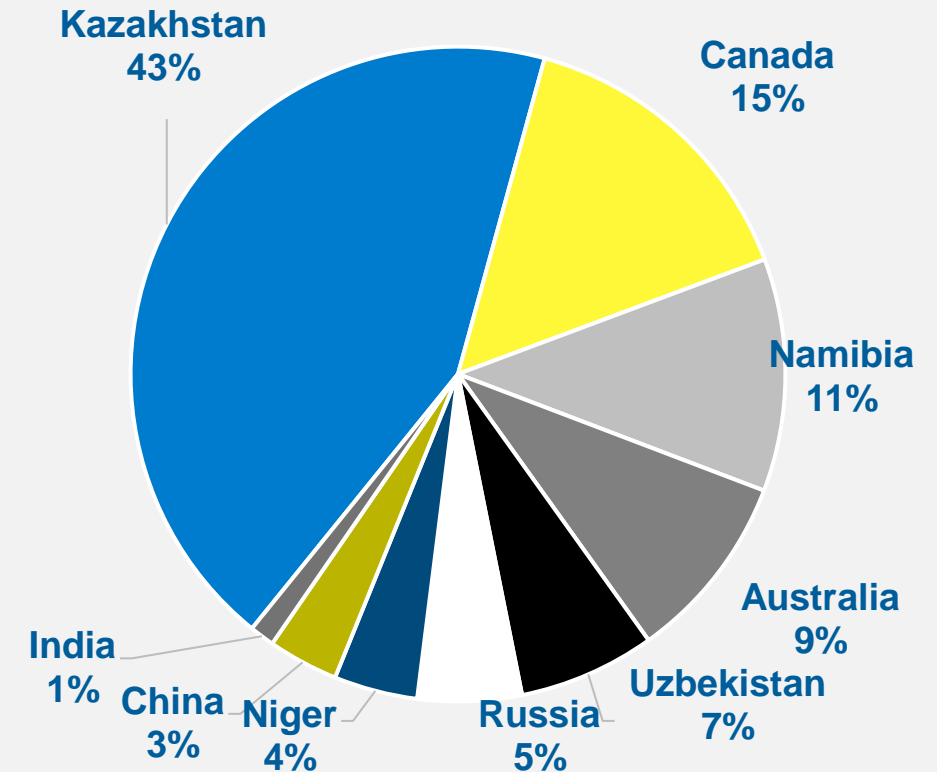
Uranium Facts & Figures

- Mine product: Uranium oxide (U_3O_8) / natural uranium / yellowcake
- U_3O_8 is the raw material to be converted, enriched and transformed to nuclear power
- Natural uranium represents 5 to 7% of total nuclear power cost
- Annual global demand: ~163Mlbs U_3O_8



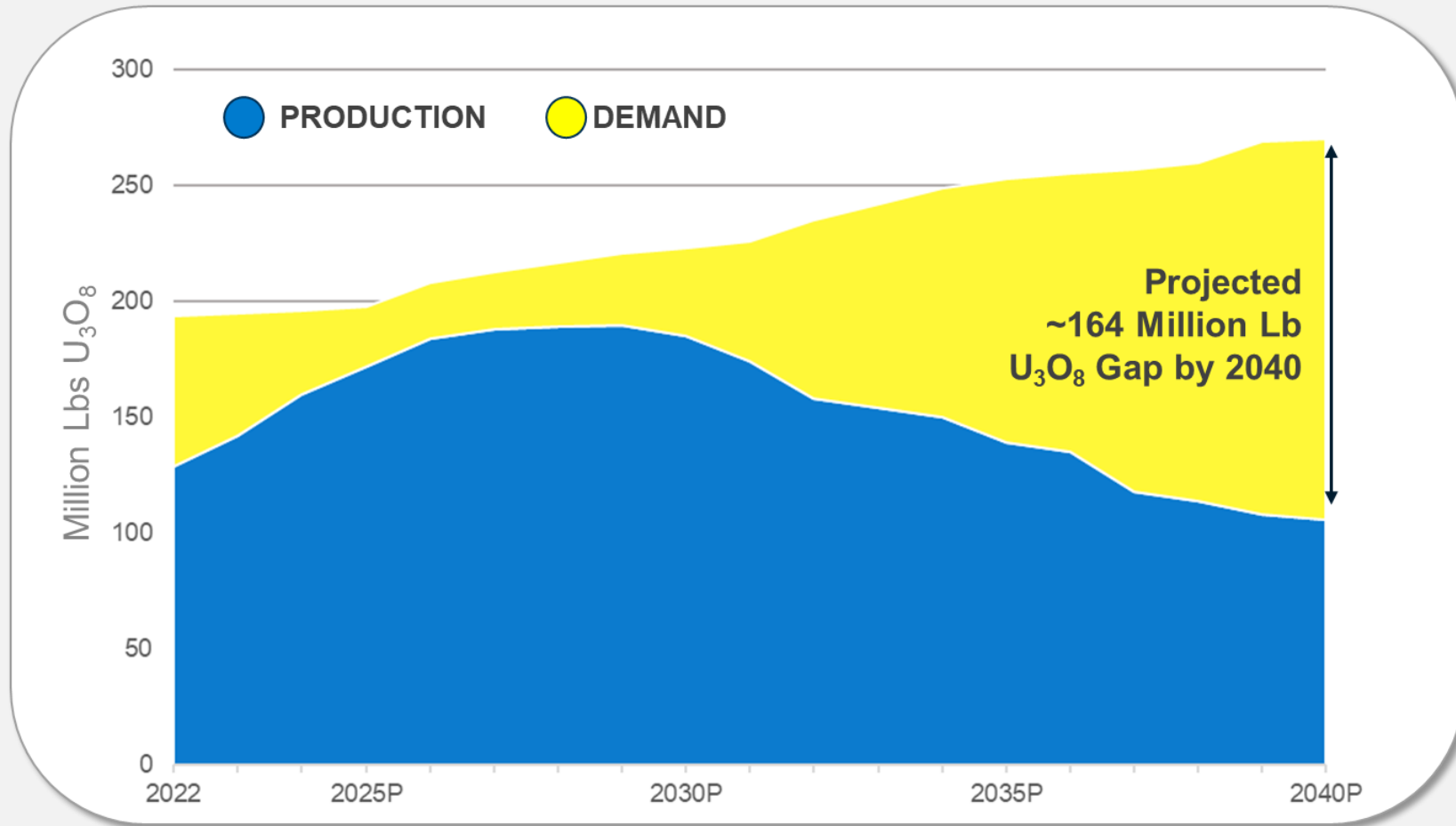
2022 Global Uranium Production

(Total Mine Production 128Mlbs U_3O_8)



Source: World Nuclear Association 2/1/24

Uranium Supply/Demand Gap Forecasted



Data from <https://www.visualcapitalist.com/sp/the-global-uranium-market-in-3-charts/>

Pricing for Natural Uranium

Long-Term Contracts

- Objective to guarantee medium to long-term supply stability
- Traditional time-terms were reduced to 5-7 years
- Terms incorporated floor pricing, escalating terms & market references
- Contracts commonly added delivery quantity flexibility
- Contracting volume totaled 155Mlb U₃O₈e in 2023

Spot-Price Market

- Become more used in the last 5 years by utility buyers
- Contracting volume totaled 53Mlb U₃O₈e in 2023

Argentina Market

- Annual Consumption 487,000lb U₃O₈
- Using average price at 8 previous weeks of delivery

25-year Spot Price (9/30/24)



Argentina: Nuclear Infrastructure & Legal Framework

Argentina is currently highly dependent on fossil fuel and hydroelectric power but has an advanced nuclear industry:

- 3 nuclear power plants in operation
- 6 research reactors
- 4 particle accelerators
- 3 atomic centers
- 1 heavy water plant
- 1 uranium purification plant

The Argentine Nuclear power industry is expanding:

- 1 nuclear power plant now under construction
- 2 additional in planning & 2 under proposal

Argentina has no domestic uranium for fuel production:

- Legal Framework guarantees the purchase of uranium by national producers (Ley Nr. 23696, 23697, 24240)
- U & V can be also exported to international customers



Sources:

- [United Nations Framework Convention on Climate Change](#) (03/11/16)
- [iAmericas – Argentina's Energy Transition](#) (03/11/16)

AMARILLO GRANDE PROJECT

Rio Negro Province



The Amarillo Grande Project *Overview & History*

The Amarillo Grande Project incorporates a series of uranium-vanadium discoveries made over nearly 20 years along a 145 km trend covered by ~300,000 ha of mineral rights

Santa Barbara Discovery (2006)

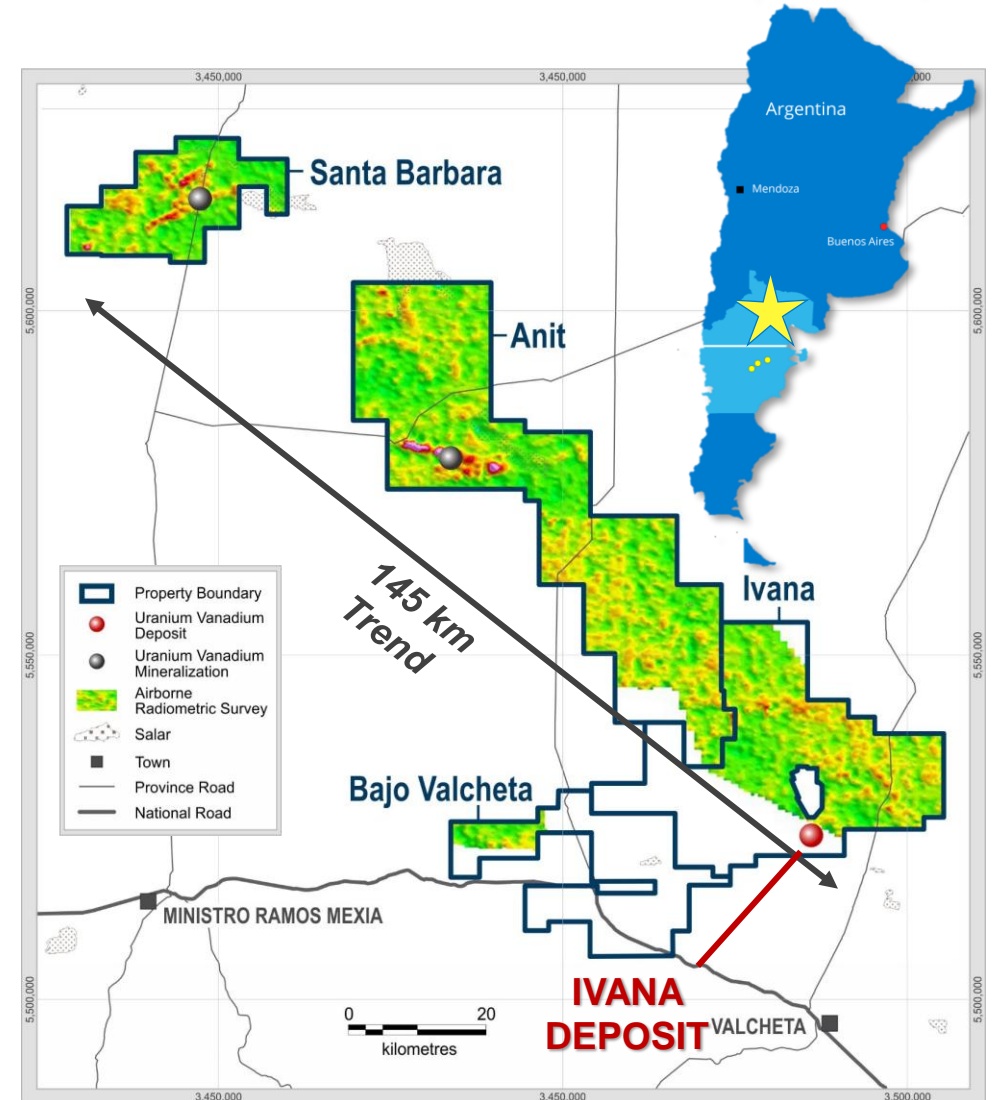
- First uranium found in Rio Negro basin
- Widespread uranium + vanadium on surface along 11 km trend

Anit Discovery (2008)

- 15 km airborne radiometric anomaly
- Aircore drilling along 5.5 km averaging 2.6 m @ 0.03% U_3O_8 and 0.075% V_2O_5 ¹

Ivana Area Discovery (2011)

- Ivana Deposit Discovery (2017)
- Initial Resource Estimate (2018)
- Initial PEA & new Resource (2019)
- **New PEA & Upgraded Resource (2024)**
- **COAM JV (2025)**



¹See press release dated June 16, 2010

Amarillo Grande Project

Rio Negro Province: A Strong Nuclear Jurisdiction

- **Broad local nuclear experience:** research nuclear reactor, hydro-metallurgical lab & pilot U-enrichment plant
- **Good infrastructure:** power, water, rail, road
- **Open and mining-friendly jurisdiction:** gold, copper and lithium exploration companies active in the last year
- **Blue Sky's projects in mostly semi-desert, low population density areas with low environmental risk**
 - Elevation of <200 metres; average rainfall of 300 mm (12 inches) per year
 - Easy to operate and access year-round; <3 hour drive to major cities and airports and ~200 km to deep sea port; shallow groundwater



Characteristics of Sandstone-Type and Surficial-Type uranium-vanadium deposits

Sandstone-type

- Grants District, NM and Kazakhstan deposits
- Hosted in clastic sediments at redox boundaries
- 18% of world resources and 41% of known deposits

Surficial-type

- Langer Heinrich, Namibia; Yeelirrie, West Australia
- Hosted in ancient riverbeds (paleo-channels)

All Mineralization Discovered to date:

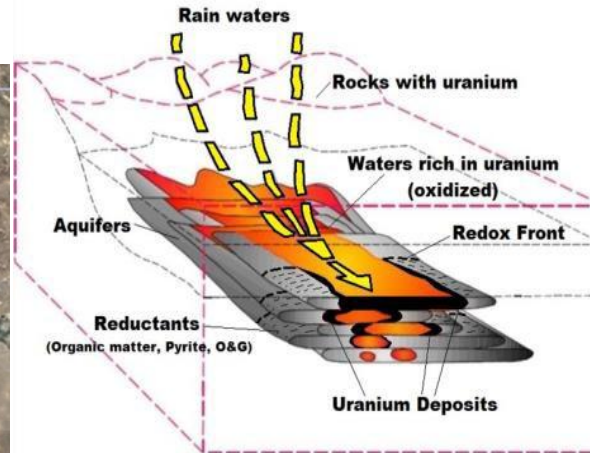
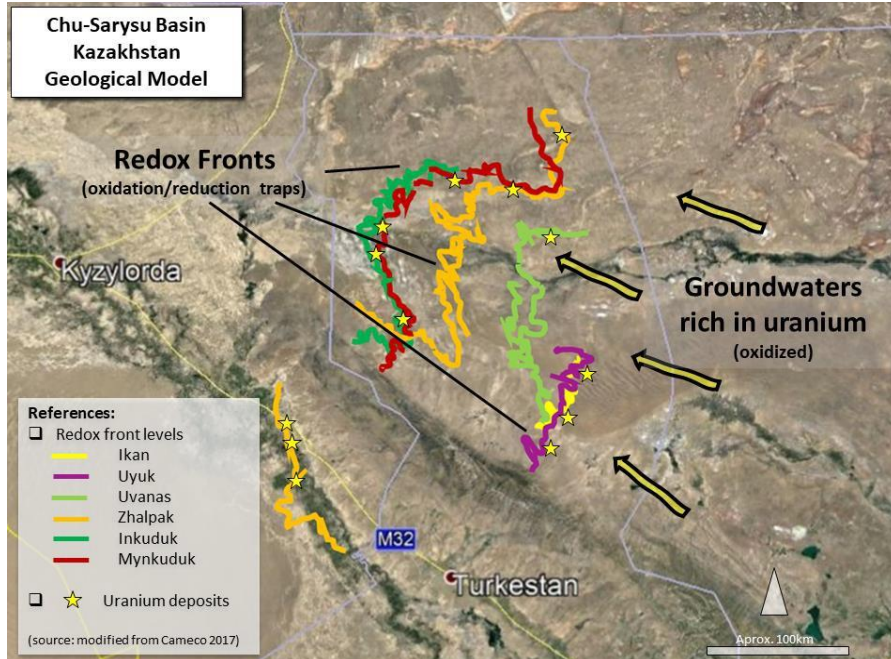
- **Located at or near surface** (generally <25 m depth)
 - **Low cost to explore**
- Hosted by loosely consolidated clastic sediments
 - **No drilling, blasting or crushing required for development**
- Laterally extensive – kilometres scale



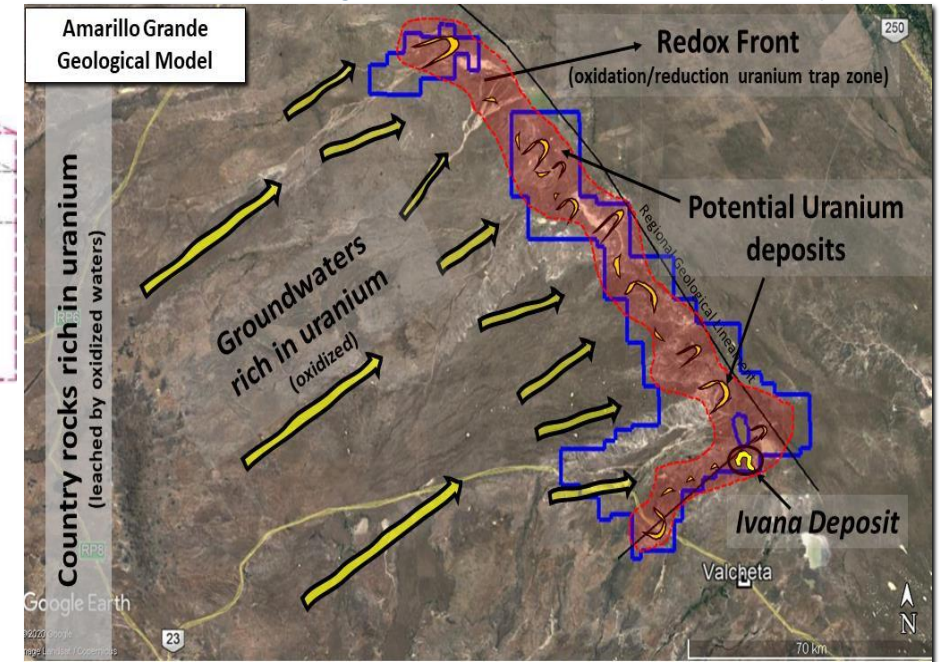
Amarillo Grande Project

Comparable Geologic Setting as a model

Kazakhstan - Biggest Uranium Deposits



Blue Sky's Amarillo Grande Project



- Type of deposit: Sandstone Hosted Uranium
- >40% of world's uranium production in 2022
- **Inkai mine was the first producer with sandstone deposits in Chu-Sarysu & Syrdarya basins; 2010 proven and probable reserves of 244 Mlbs of U_3O_8 (352kt at a grade of 0.03% U_3O_8 ; www.cameco.com)** [Note that Blue Sky's Qualified Person has been unable to verify the above reserve information.]

Ivana Deposit

Newly Expanded/Upgraded Resources

- Near-surface (<25m) uranium & vanadium mineralization hosted by loosely consolidated sand & gravel
- Oxide (carnotite) plus partially oxidized “primary” (β -coffinite) mineralization
- Characteristics of both sandstone and surficial-type deposits

Mineral Resource Statement for Ivana Deposit, Amarillo Grande Project. (100 ppm Uranium Cut-off) (Refer to the News Release dated 02/22/24 for full details.)								
Zone	Class	Tonnes (Mt)	Average Grade				Contained Metal	
			U (ppm)	U ₃ O ₈ (%)	V (ppm)	V ₂ O ₅ (%)	U ₃ O ₈ (Mlb)	V ₂ O ₅ (Mlb)
Upper	Indicated	2.0	122	0.014	110	0.020	0.6	0.9
Lower	Indicated	17.6	358	0.042	104	0.019	16.4	7.2
Total	Indicated	19.7	333	0.039	105	0.019	17.0	8.1
Upper	Inferred	1.4	167	0.020	170	0.030	0.6	0.9
Lower	Inferred	4.2	293	0.035	90	0.016	3.2	1.5
Total	Inferred	5.6	262	0.031	109	0.019	3.8	2.4

The Reader should review all Cautionary Notes and Disclaimers at the beginning of this Presentation.

Notes to Table 1:

1. The effective date of the Mineral Resource is October 14, 2023. The QPs for the Mineral Resource estimate are Susan Lomas, P.Geo. of Lions Gate Geological Consulting (LGGC) and Dr. Bruce Davis FAusIMM who are both independent Qualified Persons as set forth by National Instrument 43-101 (“NI 43-101”).

2. CIM Definition Standards were used for Mineral Resource classification and in accordance with CIM MRMR Best Practice Guidelines. Mineral Resources are not Mineral Reserves and do not have demonstrated economic viability.

3. Extreme High-grade samples were capped to lower grades (Upper U 1000 ppm, V 400 ppm, Lower U 3000 ppm, V 1000 ppm) and then restricted using an outlier strategy where Upper composites were limited to U 400 ppm and V 300 ppm over 100 m and Lower composites were limited to U 2000 ppm and V 600 ppm over 100 m.

4. Mineral Resources were tabulated within a resource limiting pitshell using \$US 75/lb U price, recovery of 84.6% U; open pit mining cost of \$1.50/t mineralization mined; processing and G&A cost of \$6.30/t processed; pit slope of 32°. Bulk density value of 2.1 g/cm³ was used for mineralized material.

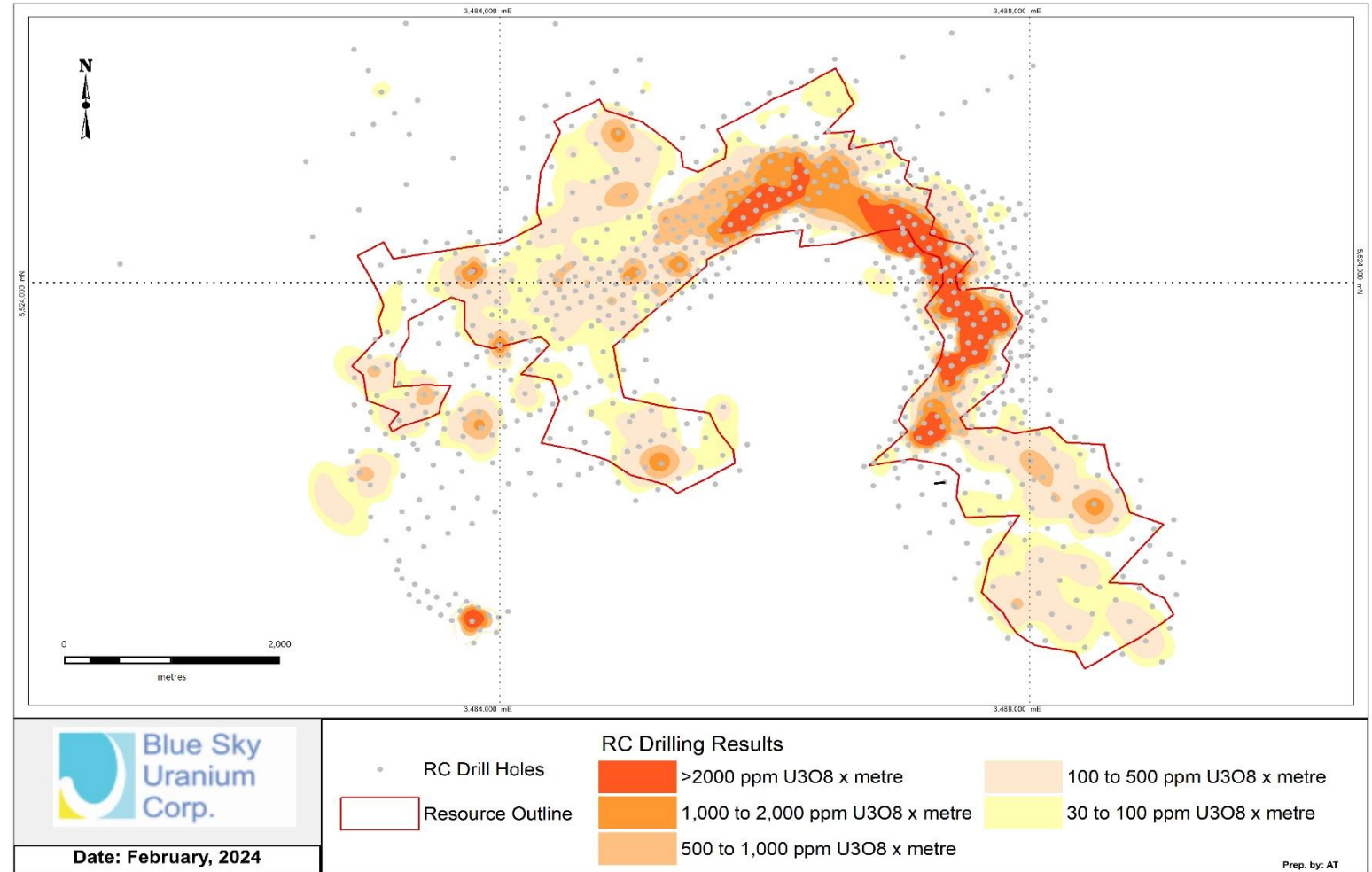
5. The resource was estimated within distinct zones of elevated uranium concentration occurring within the host sediments. Vanadium is associated with uranium and is estimated within the same zones. There is no indication that Vanadium occurs outside of the elevated uranium zones in the Ivana deposit area in sufficient concentrations to justify developing estimation domains focused on Vanadium.



Ivana Deposit

Near-Surface Resources

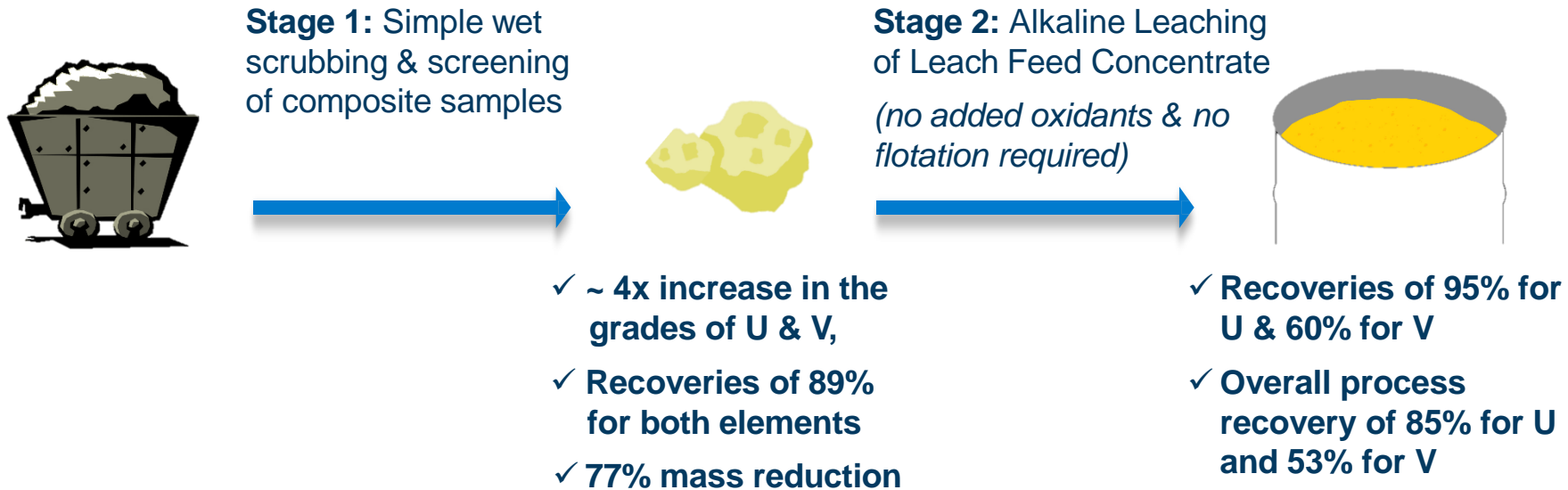
- 5 km arcuate mineralized corridor with high-grade core
- Corridor 200 to +500 m wide, up to 23 m thick
- 80% of mineral resources in indicated category
- Lower uranium & higher vanadium resources to the west offer opportunity for extensions to the life of mine



Ivana Deposit

PEA Metallurgy and Process Testing

- **Highly successful test program** optimized recovery of uranium & vanadium
- **A simple two-stage process** using low environmental impact technology & reagents



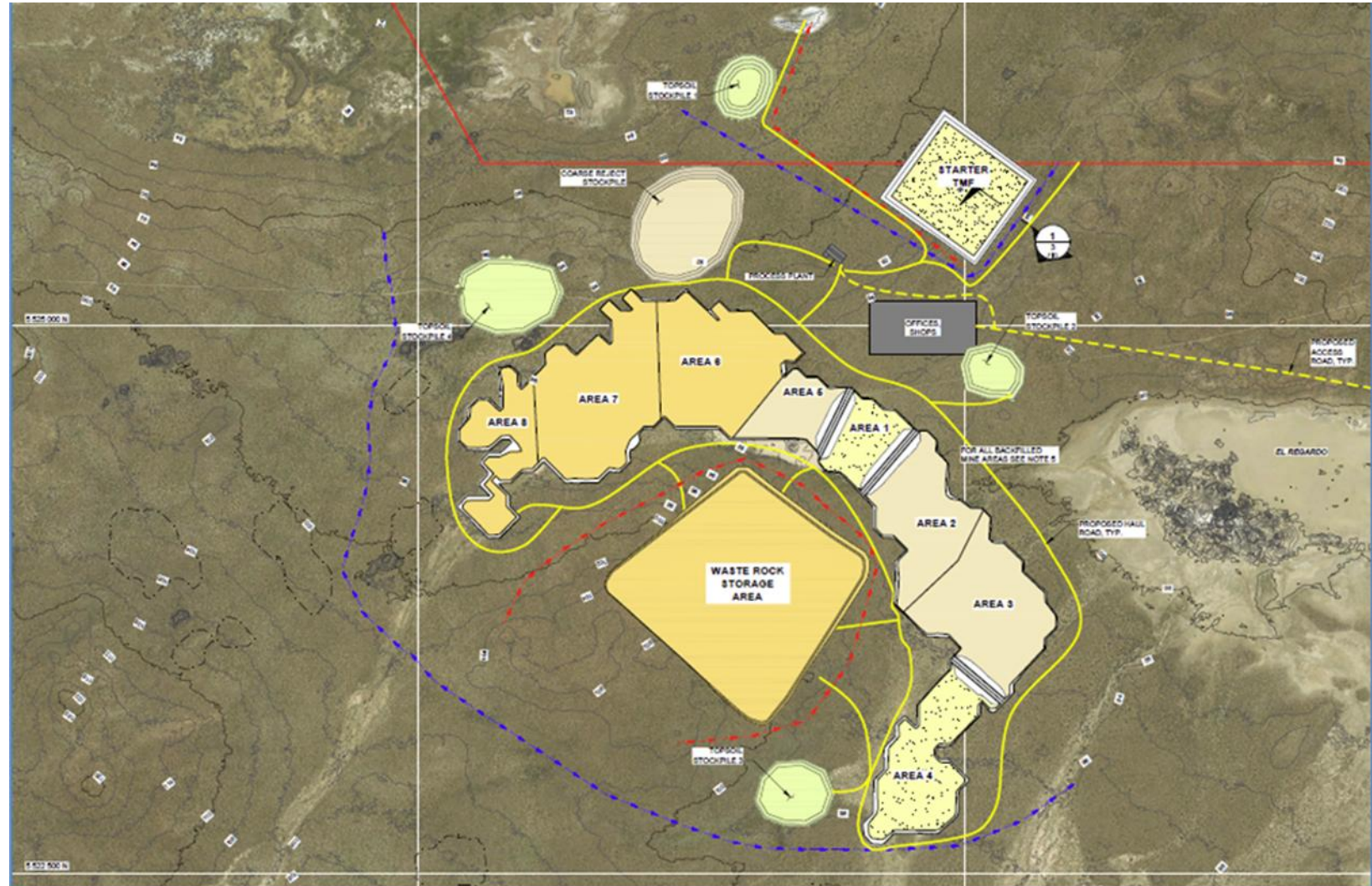
IN/AVP

SRC SASKATCHEWAN
RESEARCH COUNCIL

Ivana Deposit

PEA Site Layout and Backfill Plan

- Staged conventional surface mine
- Coarse reject and fine tailings will be backfilled into the mine excavation



Ivana Deposit

2024 Preliminary Economic Assessment

Based on proposed surficial mining operation, no blasting

Economic Highlights (USD, After-tax)		
	Base Case U ₃ O ₈ \$75/lb	Spot Case U ₃ O ₈ \$105/lb
NPV (8%)	\$227.7	\$418.3
IRR	38.9%	57.0%
Payback	1.9 years	1.3 years

Cost Highlights (USD)	
Pre-production Capital Cost incl. \$35.4M contingency	\$159.7M
LOM Sustaining Capital Cost incl. \$5.4M contingency	\$27.3M
Average LOM Total Cash Cost net of credits:	\$23.29/lb U ₃ O ₈
Average LOM All-In Sustaining Costs net of credits:	\$24.95/lb U ₃ O ₈

PEA Key Assumptions & Inputs	
Vanadium Price	\$7.5/lb V ₂ O ₅
Years of Construction	2
Years of Full production:	11
Strip Ratio (waste/ore):	1.5:1
Dilution:	3%
Average Mining rate (waste + mineralized material):	5.10 Mtpa
Processing throughput:	2.17 Mtpa
Process Plant Recoveries	Uranium: 84.6%, Vanadium: 52.5%
Average Annual Production (LOM):	1.5 MIbs/a U ₃ O ₈
LOM uranium production:	16.5 MIbs U ₃ O ₈

PEA is preliminary in nature and is intended to provide an initial assessment of the project's economic potential and development options. The PEA mine schedule and economic assessment includes numerous assumptions and is based on both Indicated and Inferred mineral resources. Inferred resources are considered too speculative geologically to have the economic considerations applied to them that would enable them to be categorized as mineral reserves, and there is no certainty that the PEA results will be realized. Mineral resources are not mineral reserves and do not have demonstrated economic viability. Additional exploration will be required to potentially upgrade the classification of the inferred mineral resources to be considered in future advanced studies. Refer to News Release dated 2/22/2024 and the NI 43-101 technical report dated April 2, 2024, filed on SEDAR+ (Kuchling et al.) for full details.

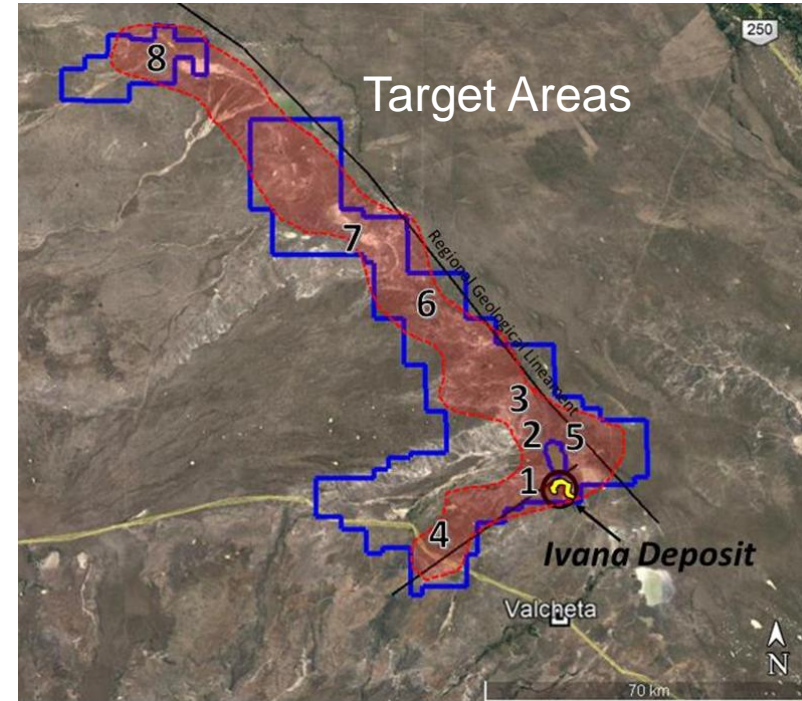
Amarillo Grande Project Advancement Strategy

Strategic JV Funding the Advancement of Ivana Deposit, with Carried Interest for BSK, & Exploration at Ivana Sector Targets*

- JV earn-in agreement between Abatare Spain, S.L.U. ("COAM") and BSK Argentine subsidiaries
- COAM will **spend up to US\$35M within 36 months** to earn up to 49.9% indirect interest in the Ivana Deposit:
- COAM can earn up to 80% by:
 - **Advancing the Ivana Deposit through to completion of a feasibility study.**
 - **Funding the estimated capital costs to achieve commercial production (~US\$160M)**
- The JV can complete **additional exploration at key targets in Ivana sector with \$7.85M program over 6 years** (areas 2-5 in image right) **followed by a call option to purchase the targets** subject to further payment and royalty.

BSK Retains 100% Control of >50% of Amarillo Grande, including targets supporting long-term potential of the district (areas 6-8 in image right)

- (6) ISR zone** – Identified mineralized units with potential for in-situ recovery ("ISR") of U.
- (7) Anit** – 15km radiometric anomaly+extensive surficial U+V, open for expansion.
- (8) Santa Bárbara** – Potential deeper blind mineralization potential.



*See News Release dated [Dec 2, 2024](#) for full details.

Ivana JV Exploration Program 2025

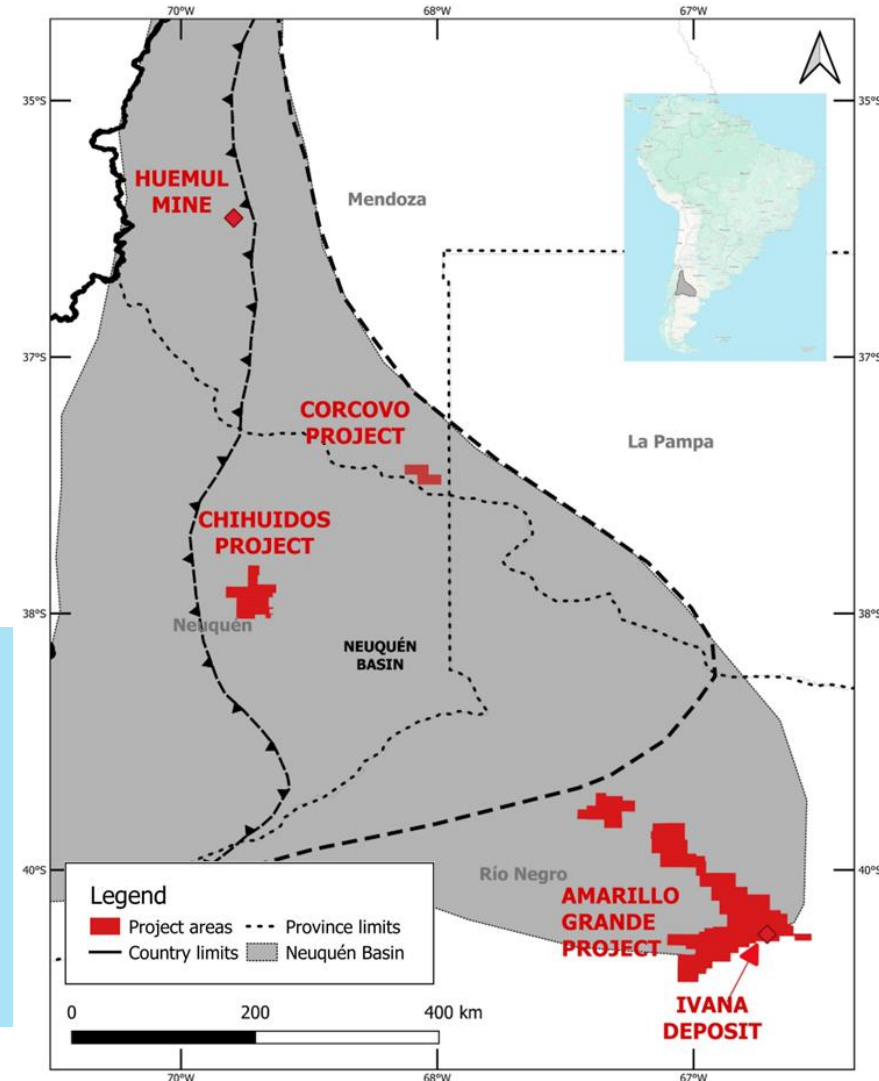
- Q1 2025: Ivana Minerales S.A. ("JVCO") established and staffed, including BSK's Ivana Project Manager, geologists & other support staff
- New engineering contracts underway for Prefeasibility/Feasibility study
- 6-month exploration program starting in Q2
 - Up to 6,000 metres of RC drilling in 315 shallow holes
 - Will test areas around the Ivana deposit, up to 2km away
 - Includes testing new, previously inaccessible high-priority target "Bajo Huenteleo"
- Program fully funded via the COAM agreement



ISR Projects for Future Growth

- 2 new projects in the Neuquen Basin, with targets for uranium deposits amenable to in-situ recovery ("ISR")
 - 100%-controlled 60,000 ha Chihuidos Project
 - Optioned 20,000ha Corcovo project
- Both projects have bore-hole and seismic survey data from previous oil and gas exploration
- BSK is identifying targets through database review while field exploration permitting is in progress

- ✓ **ISR involves dissolving minerals in place with fluids that are pumped to the surface for treatment to recover minerals of interest (U& V)**
- ✓ **Little surface disturbance and no tailings or waste rock generated**
- ✓ **In 2019, 57% of world uranium mined was by ISR methods** (<https://world-nuclear.org/information-library/nuclear-fuel-cycle/mining-of-uranium/in-situ-leach-mining-of-uranium>)



Key Value Highlights

- Mineral Resource Estimate for Ivana with **80% of resources in indicated category**
- PEA confirms base value, with robust after-tax economics for 11-year surficial mining operation:
 - **NPV_{8%} (US\$227.7M) and IRR (38.9%)** at \$75/lb U₃O₈ base case
 - Spot price case indicates upside: NPV_{8%} (US\$418.3M) & IRR (57%) if U₃O₈ were to move back to US\$105/lb
- Earn-in agreement with COAM sets a clear path towards potential production, with no short-medium term funding requirement by BSK
 - **Initiating a Prefeasibility Program for Ivana Deposit + Expansion Drill Program**
 - **Future exploration at key adjacent targets with vend-in to JV available**
- Future growth at other properties with discovery potential:
 - Targets on 100%-held AGP properties outside of Ivana
 - ISR targets at new Corcovo and Chihuidos projects

Share Metrics & Ownership

TSX-V: BSK, OTCQB: BKUCF	
As of January 31, 2025	
Recent Market Cap (CAD)	\$21M
52-Week Price Range (CAD)	0.04-0.11
Shares Issued & Outstanding	302,022,533
Warrants (Avg. price \$0.17)	166,809,602
Options (Avg. price \$0.25)	11,750,000
Fully Diluted	480,582,135



Contact

Suite 411 – 837 West Hastings Street

Vancouver, BC, Canada V6C 3N6

Telephone: +1-604-687-1828

Toll free: +1-800-901-0058

info@blueskyuranium.com

www.blueskyuranium.com