

# A Rising Star of Uranium Exploration in Argentina

November 2024



# Disclaimers and Cautionary Language

This presentation contains forward-looking information. Forward-looking information involves risks, uncertainties and other factors that could cause actual events, results, performance, prospects and opportunities to differ materially from those expressed or implied by such forward-looking information. Forward looking information in this presentation includes, but is not limited to, Blue Sky's objectives, goals or future plans, statements regarding the estimation of mineral resources, exploration results, potential mineralization, exploration and mine development plans, timing of the commencement of operations and estimates of market conditions. Factors that could cause actual results to differ materially from such forward-looking information include, but are not limited to, failure to convert estimated mineral resources to reserves, capital and operating costs varying significantly from estimates, the preliminary nature of metallurgical test results, delays in obtaining or failure to obtain required governmental, environmental or other project approvals, political risks, uncertainties relating to the availability and costs of financing needed in the future, changes in equity markets, inflation, changes in exchange rates, fluctuations in commodity prices, delays in the development of projects and the other risks involved in the mineral exploration and development industry, and those risks set out in Blue Sky's public documents filed on SEDAR+. Although Blue Sky believes that the assumptions and factors used in preparing the forward-looking information in this presentation are reasonable, undue reliance should not be placed on such information, which only applies as of the date of this presentation, and no assurance can be given that such events will occur in the disclosed time frames or at all. Blue Sky disclaims any intention or obligation to update or revise any forward-looking information, whether as a result of new information, future events or otherwise, other than as required by law.

The information provided in this presentation is not intended to be a comprehensive review of all matters and developments concerning the Company. It should be read in conjunction with all other disclosure documents of the Company. The information contained herein is not a substitute for detailed investigation or analysis. No securities commission or regulatory authority has reviewed the accuracy or adequacy of the information presented. The Company undertakes no obligation to publicly update or revise any forward-looking statements other than as required under applicable law.

We advise U.S. investors that the SEC's mining guidelines strictly prohibit information of this type in documents filed with the SEC. U.S. investors are cautioned that mineral deposits on adjacent properties are not indicative of mineral deposits on our properties.

Uranium deposits and resources owned by other companies referred to in this presentation have not been independently verified by the Corporation and information regarding these deposits are drawn from publicly available information. There is no certainty that further exploration of the Corporation's uranium targets will result in the delineation of a similar mineral resources.

**Mineral resources, which are not mineral reserves, do not have demonstrated economic viability. The estimate of mineral resources may be materially affected by environmental, permitting, legal, title, taxation, sociopolitical, marketing, or other relevant issues. The quantity and grade of reported Inferred resources are uncertain in nature and there has been insufficient exploration to classify these inferred resources as Indicated or Measured, and it is uncertain if further exploration will result in upgrading them to an Indicated or Measured category. The disclosure in this presentation and referred to herein was prepared in accordance with NI 43-101 Standards of Disclosure for Mineral Projects which differs significantly from the requirements of the U.S. Securities and Exchange Commission. Investors are advised to visit the Company's website for further information concerning estimates of mineral resources in our Press Releases.**

**PEA is preliminary in nature and is intended to provide an initial assessment of the project's economic potential and development options. The PEA mine schedule and economic assessment includes numerous assumptions and is based on both Indicated and Inferred mineral resources. Inferred resources are considered too speculative geologically to have the economic considerations applied to them that would enable them to be categorized as mineral reserves, and there is no certainty that the PEA results will be realized. Mineral resources are not mineral reserves and do not have demonstrated economic viability. Additional exploration will be required to potentially upgrade the classification of the inferred mineral resources to be considered in future advanced studies.**

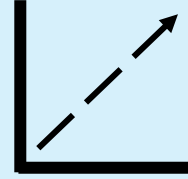
**This presentation has been reviewed and approved by David Terry, Ph.D., P. Geo, a Director of the Company and a Qualified Person as defined in NI 43-101.**

# Investment Highlights



## STRONG Global U Market Fundamentals

- ✓ Set for a **global supply deficit**
- ✓ Local in-country demand



## POTENTIAL World Class Uranium Districts

- ✓ In-house discovery of a **145km-long U-V district**
- ✓ Recent large acquisitions in new U exploration districts with **ISR potential**



## POSITIVE Project Economics & Upside

### Ivana U/V Deposit:

- ✓ **17M lbs U<sub>3</sub>O<sub>8</sub> & 8.1M lbs V<sub>2</sub>O<sub>5</sub> in indicated resources (~80%) + 3.8M lbs U<sub>3</sub>O<sub>8</sub> & 2.4M lbs V<sub>2</sub>O<sub>5</sub> in inferred resources<sup>1</sup>**
- ✓ **After-tax NPV8%: US\$227.7M (2024 PEA)<sup>2</sup>**



## IVANA FUNDING via Proposed Option, through Feasibility and beyond,

- ✓ Corredor Americano S.A. (COAM) to earn up to 50% by **spending US\$35M, advancing Ivana through Feasibility & drilling exploration targets**
- ✓ COAM can earn additional 30% **by funding estimated capital costs to achieve production<sup>3</sup>**

1. 19.7Mt @ 333ppm U, 105ppm V (indicated) and 5.6Mt @ 262ppm U, 109ppm V (inferred). See Slide 16 for additional details. 2. See Slide 20 for details. 3. See News Release dated June 10, 2024 for full details.

## Blue Sky Uranium Corp.

(TSX-V:BSK, OTCQB:BKUCF, FSE:MAL2)

is focused on acquiring, exploring and advancing towards uranium-vanadium production.

The company maintains over 400,000 ha of prospective tenements in Argentina

**The Flagship Amarillo Grande Project** consists of three main properties:

- Ivana Property
- Anit Property
- Santa Barbara Property



## Pioneers of Exploration in Argentina since 1993

- **Involved in four major discoveries:**
  1. Gualcamayo Au (Mineros SA)
    - A top gold producer in Argentina
  2. Navidad Ag-Pb (Pan American Silver Corp.)
    - Worlds largest undeveloped silver project
  3. Chinchillas Ag-Pb-Zn (SSR Mining Inc.)
    - A top primary silver producer globally
  4. **Amarillo Grande U-V (Blue Sky Uranium Corp.)**
- Strong focus on community relations



# Team Highlights



President & Founder of Grosso Group Management Ltd. Pioneer in the exploration and mining sector in Argentina since 1993.

**Joseph Grosso**  
Chairman & Director



One of the founders of the Company with over 30 years of management expertise in the mineral exploration industry. Extensive experience in providing strategic planning to and administration of public companies.

**Nikolaos Cacos, M.I.M.**  
President & CEO, Director



Professional economic geologist, senior executive & director with +30 years in the mineral resources sector.

**David Terry, Ph.D. P.Geo**  
Technical Advisor, Director



Chartered Professional Accountant with twenty years experience in public practice and industry.

**Darren Urquhart**  
CFO



Geologist involved in exploration, development and project management in the mining industry for +30 years.

**Guillermo Pensado, M.Sc.**  
VP Exploration



29 years in corporate finance, with strengths in budgeting & control, project structuring, project financing, financial modelling & analysis

**Pompeyo Gallardo**  
VP Corporate Development

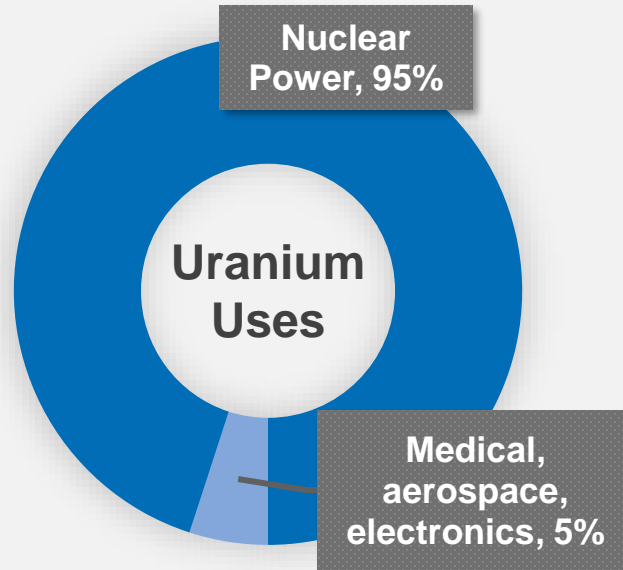


18 years of experience corporate secretarial and regulatory compliance services to public companies.

**Connie Norman**  
Corporate Secretary

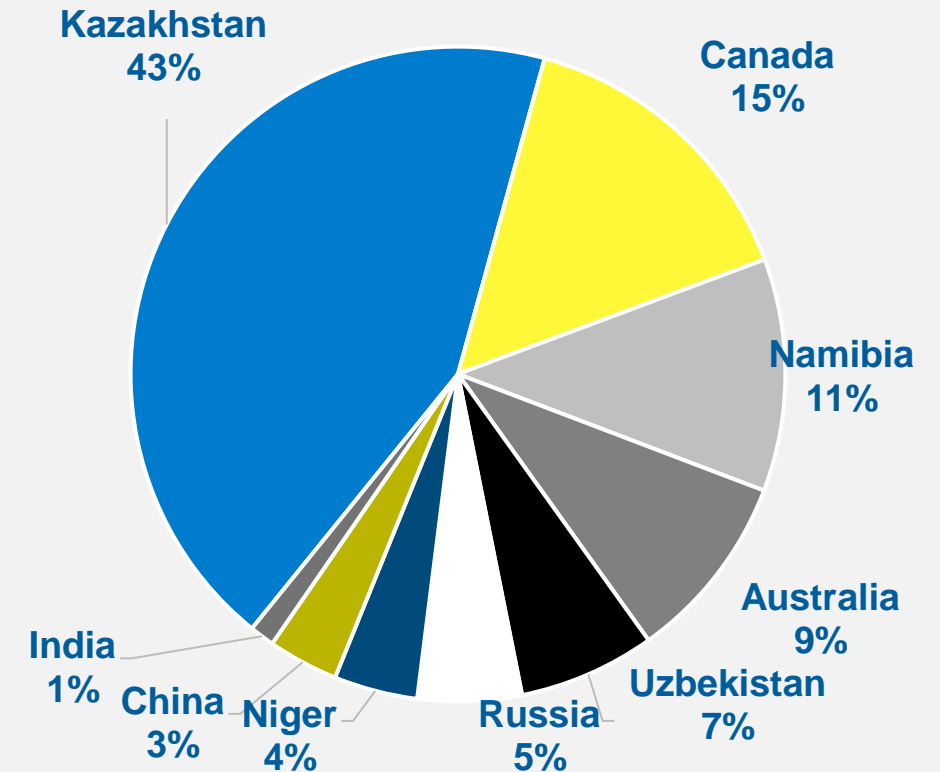
# Uranium Facts & Figures

- Mine product: Uranium oxide ( $U_3O_8$ ) / natural uranium / yellowcake
- $U_3O_8$  is the raw material to be converted, enriched and transformed to nuclear power
- Natural uranium represents 5 to 7% of total nuclear power cost
- Annual global demand: ~163Mlbs  $U_3O_8$



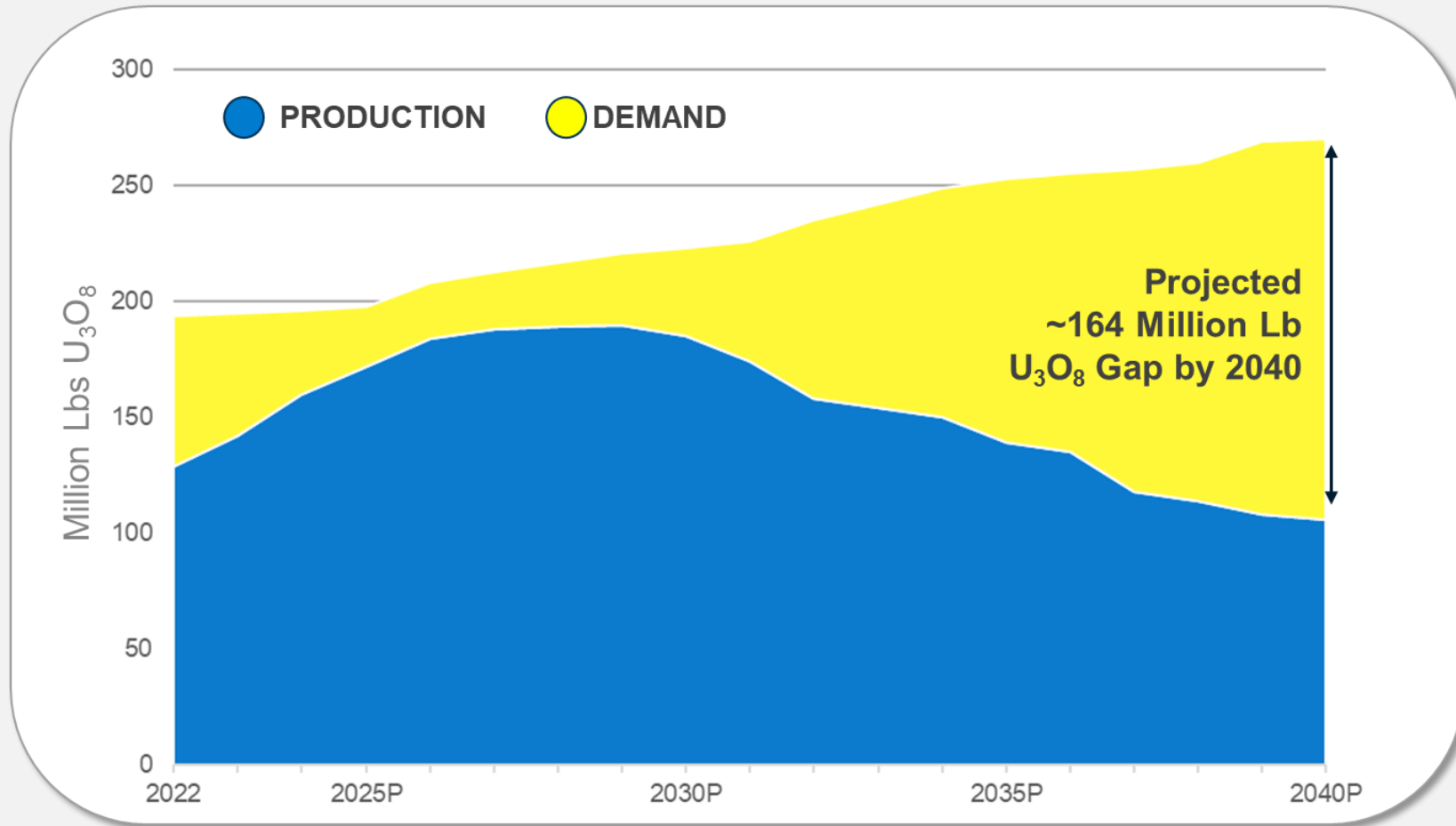
## 2022 Global Uranium Production

(Total Mine Production 128Mlbs  $U_3O_8$ )



Source: World Nuclear Association 2/1/24

# Strong Uranium Supply/Demand Gap Forecasted



Data from <https://www.visualcapitalist.com/sp/the-global-uranium-market-in-3-charts/>



# Pricing for Natural Uranium

## Long-Term Contracts

- Objective to guarantee medium to long-term supply stability
- Traditional time-terms were reduced to 5-7 years
- Terms incorporated floor pricing, escalating terms & market references
- Contracts commonly added delivery quantity flexibility
- Contracting volume totaled 155Mlb U<sub>3</sub>O<sub>8</sub>e in 2023

## Spot-Price Market

- Become more used in the last 5 years by utility buyers
- Contracting volume totaled 53Mlb U<sub>3</sub>O<sub>8</sub>e in 2023

## Argentina Market

- Annual Consumption 487,000lb U<sub>3</sub>O<sub>8</sub>
- Using average price at 8 previous weeks of delivery

**25-year Spot Price (9/30/24)**



**5-year Spot Price (9/30/24)**



Source: [www.TradingEconomics.com](http://www.TradingEconomics.com)

# Argentina: Nuclear Infrastructure & Legal Framework

**Argentina is currently highly dependent on fossil fuel and hydroelectric power but has an advanced nuclear industry:**

- 3 nuclear power plants in operation
- 6 research reactors
- 4 particle accelerators
- 3 atomic centers
- 1 heavy water plant
- 1 uranium purification plant

**The Argentine Nuclear power industry is expanding:**

- 1 nuclear power plant now under construction
- 2 additional in planning & 2 under proposal

**Argentina has no domestic uranium for fuel production:**

- Legal Framework guarantees the purchase of uranium by national producers (Ley Nr. 23696, 23697, 24240)
- U & V can be also exported to international customers



Sources:

- [United Nations Framework Convention on Climate Change](#) (03/11/16)
- [iAmericas – Argentina's Energy Transition](#) (03/11/16)

# AMARILLO GRANDE PROJECT

Rio Negro Province



# The Amarillo Grande Project *Overview & History*

The Amarillo Grande Project incorporates a series of uranium-  
vanadium discoveries made over 15 years along a 145 km trend  
covered by ~300,000 ha of mineral rights

## Santa Barbara Discovery (2006)

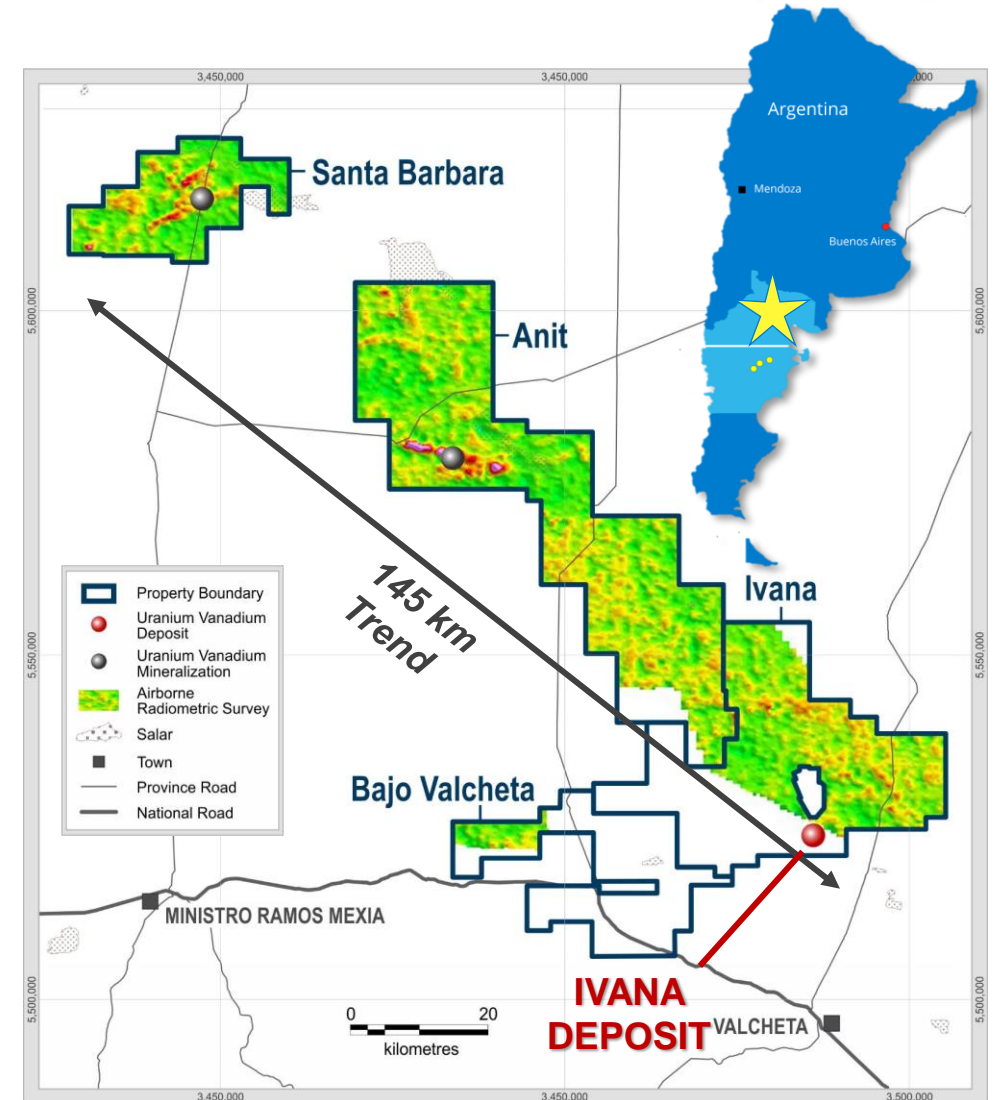
- First uranium found in Rio Negro basin
- Widespread uranium + vanadium on surface along 11 km trend

## Anit Discovery (2008)

- 15 km airborne radiometric anomaly
- Aircore drilling along 5.5 km averaging 2.6 m @ 0.03%  $U_3O_8$  and 0.075%  $V_2O_5$ <sup>1</sup>

## Ivana Area Discovery (2011)

- Ivana Deposit Discovery (2017)
- Initial Resource Estimate (2018)
- Initial PEA & new Resource (2019)
- **New PEA & Upgraded Resource (2024)**



<sup>1</sup>See press release dated June 16, 2010

# Amarillo Grande Project

## *Rio Negro Province: A Strong Nuclear Jurisdiction*

- **Broad local nuclear experience:** research nuclear reactor, hydro-metallurgical lab & pilot U-enrichment plant
- **Good infrastructure:** power, water, rail, road
- **Open and mining-friendly jurisdiction:** gold, copper and lithium exploration companies active in the last year
- **Blue Sky's projects in mostly semi-desert, low population density areas with low environmental risk**
  - Elevation of <200 metres; average rainfall of 300 mm (12 inches) per year
  - Easy to operate and access year-round; <3 hour drive to major cities and airports and ~200 km to deep sea port; shallow groundwater



### Characteristics of Sandstone-Type and Surficial-Type uranium-vanadium deposits

#### Sandstone-type


- Grants District, NM and Kazakhstan deposits
- Hosted in clastic sediments at redox boundaries
- 18% of world resources and 41% of known deposits

#### Surficial-type

- Langer Heinrich, Namibia; Yeelirrie, West Australia
- Hosted in ancient riverbeds (paleo-channels)

#### All Mineralization Discovered to date:

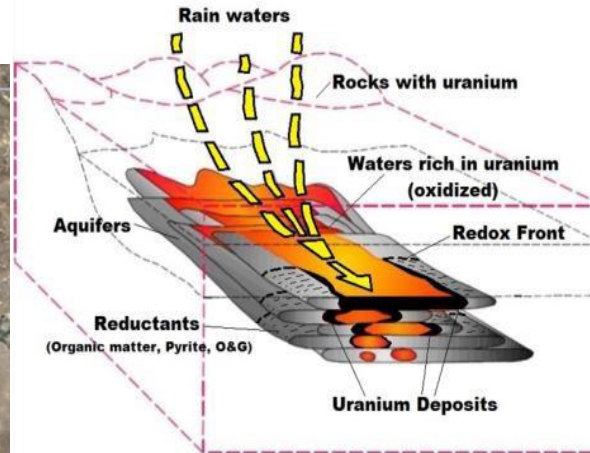
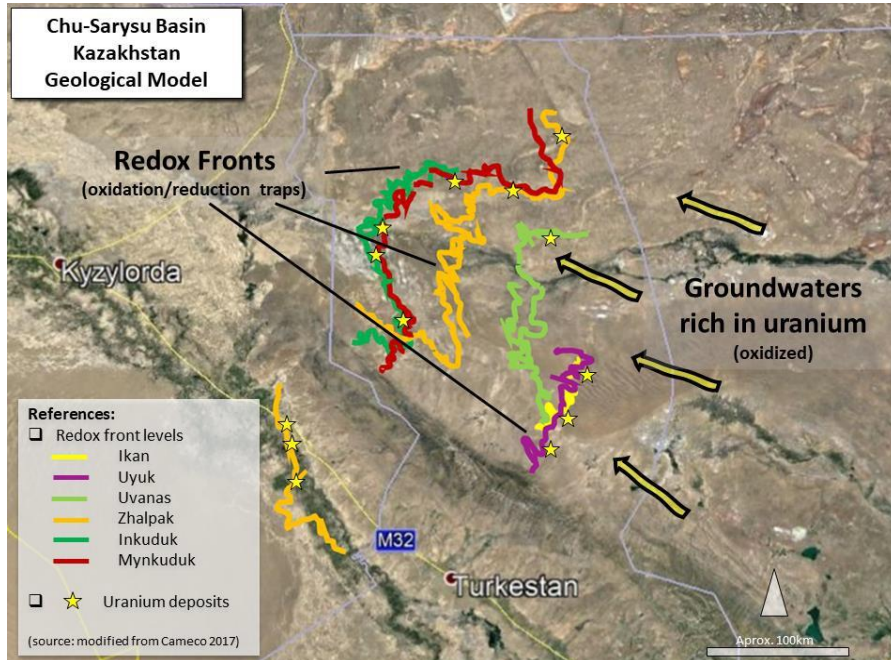
- **Located at or near surface** (generally <25 m depth)
  - **Low cost to explore**
- Hosted by loosely consolidated clastic sediments
  - **No drilling, blasting or crushing required for development**
- Laterally extensive – kilometres scale



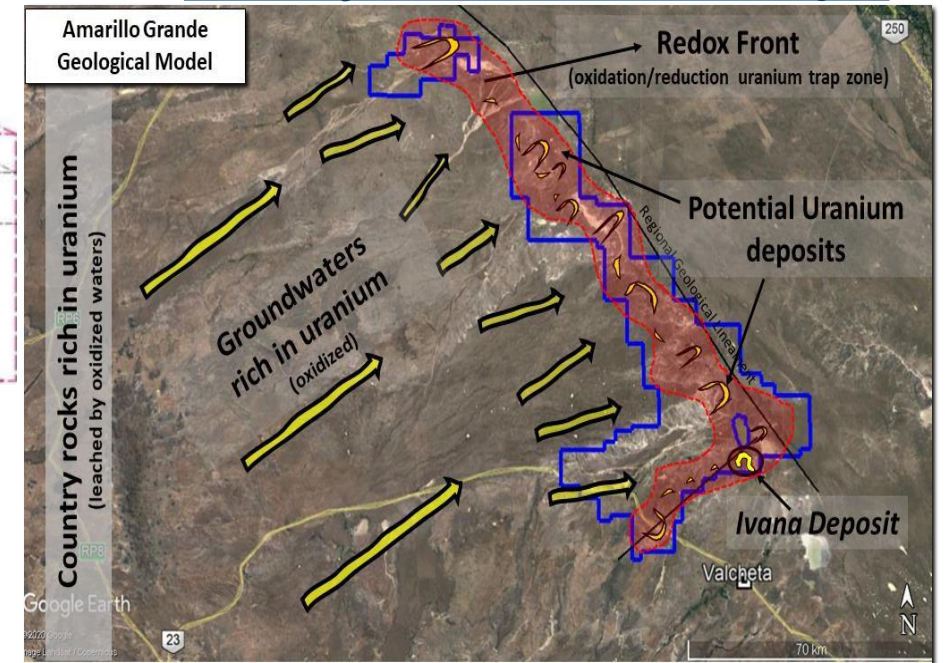
# Amarillo Grande Project

## Comparable Geologic Setting as a model

### Kazakhstan - Biggest Uranium Deposits



### Blue Sky's Amarillo Grande Project



- Type of deposit: Sandstone Hosted Uranium
- >40% of world's uranium production in 2022
- **Inkai mine was the first producer with sandstone deposits in Chu-Sarysu & Syrdarya basins; 2010 proven and probable reserves of 244 Mlbs of  $U_3O_8$  (352kt at a grade of 0.03%  $U_3O_8$ ; [www.cameco.com](http://www.cameco.com))** [Note that Blue Sky's Qualified Person has been unable to verify the above reserve information.]

# Ivana Deposit

## Newly Expanded/Upgraded Resources

- Near-surface (<25m) uranium & vanadium mineralization hosted by loosely consolidated sand & gravel
- Oxide (carnotite) plus partially oxidized “primary” ( $\beta$ -coffinite) mineralization
- Characteristics of both sandstone and surficial-type deposits

Mineral Resource Statement for Ivana Deposit, Amarillo Grande Project. (100 ppm Uranium Cut-off) (Refer to the News Release dated 02/22/24 for full details.)								
Zone	Class	Tonnes (Mt)	Average Grade				Contained Metal	
			U (ppm)	U <sub>3</sub> O <sub>8</sub> (%)	V (ppm)	V <sub>2</sub> O <sub>5</sub> (%)	U <sub>3</sub> O <sub>8</sub> (Mlb)	V <sub>2</sub> O <sub>5</sub> (Mlb)
Upper	Indicated	2.0	122	0.014	110	0.020	0.6	0.9
Lower	Indicated	17.6	358	0.042	104	0.019	16.4	7.2
<b>Total</b>	<b>Indicated</b>	<b>19.7</b>	<b>333</b>	<b>0.039</b>	<b>105</b>	<b>0.019</b>	<b>17.0</b>	<b>8.1</b>
Upper	Inferred	1.4	167	0.020	170	0.030	0.6	0.9
Lower	Inferred	4.2	293	0.035	90	0.016	3.2	1.5
<b>Total</b>	<b>Inferred</b>	<b>5.6</b>	<b>262</b>	<b>0.031</b>	<b>109</b>	<b>0.019</b>	<b>3.8</b>	<b>2.4</b>

The Reader should review all Cautionary Notes and Disclaimers at the beginning of this Presentation.

Notes to Table 1:

1. The effective date of the Mineral Resource is October 14, 2023. The QPs for the Mineral Resource estimate are Susan Lomas, P.Geo. of Lions Gate Geological Consulting (LGGC) and Dr. Bruce Davis FAusIMM who are both independent Qualified Persons as set forth by National Instrument 43-101 (“NI 43-101”).

2. CIM Definition Standards were used for Mineral Resource classification and in accordance with CIM MRMR Best Practice Guidelines. Mineral Resources are not Mineral Reserves and do not have demonstrated economic viability.

3. Extreme High-grade samples were capped to lower grades (Upper U 1000 ppm, V 400 ppm, Lower U 3000 ppm, V 1000 ppm) and then restricted using an outlier strategy where Upper composites were limited to U 400 ppm and V 300 ppm over 100 m and Lower composites were limited to U 2000 ppm and V 600 ppm over 100 m.

4. Mineral Resources were tabulated within a resource limiting pitshell using \$US 75/lb U price, recovery of 84.6% U; open pit mining cost of \$1.50/t mineralization mined; processing and G&A cost of \$6.30/t processed; pit slope of 32°. Bulk density value of 2.1 g/cm<sup>3</sup> was used for mineralized material.

5. The resource was estimated within distinct zones of elevated uranium concentration occurring within the host sediments. Vanadium is associated with uranium and is estimated within the same zones. There is no indication that Vanadium occurs outside of the elevated uranium zones in the Ivana deposit area in sufficient concentrations to justify developing estimation domains focused on Vanadium.

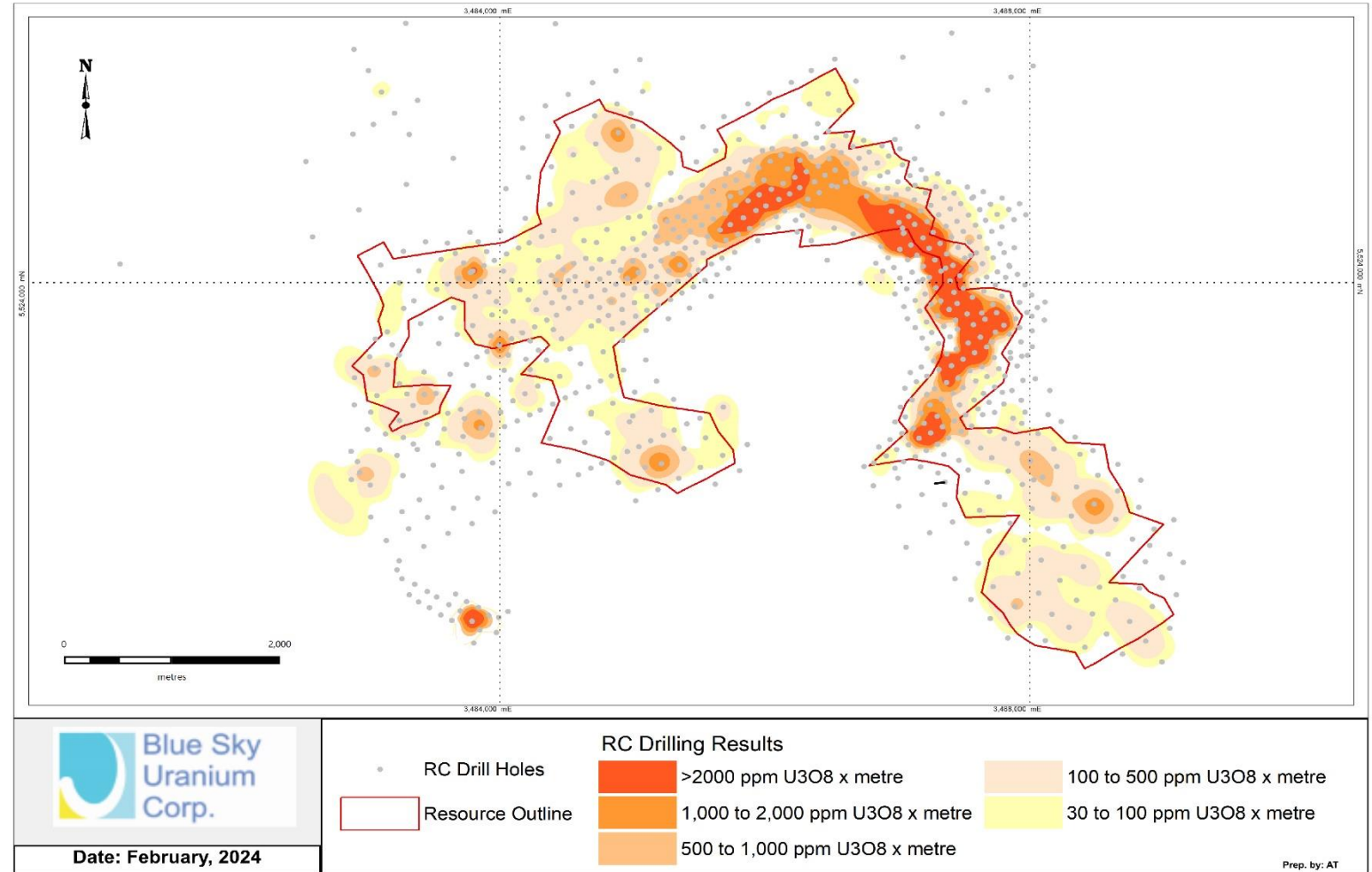




# Ivana Deposit

## Near-Surface Resources

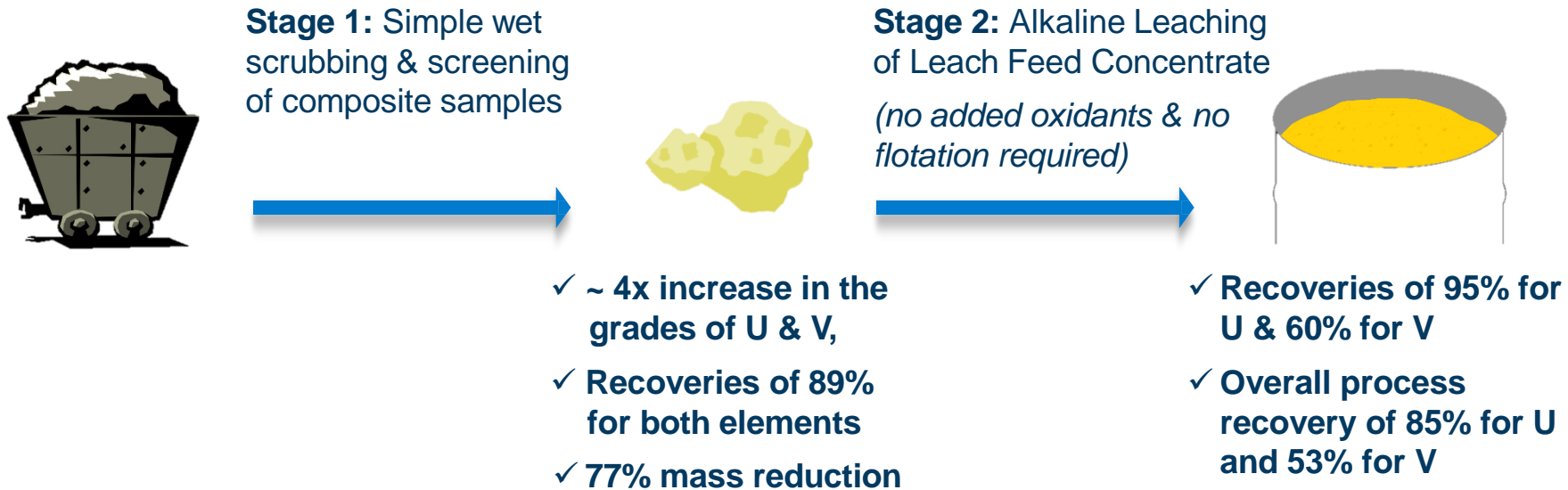
- 5 km arcuate mineralized corridor with high-grade core
- Corridor 200 to +500 m wide, up to 23 m thick
- 80% of mineral resources in indicated category
- Lower uranium & higher vanadium resources to the west offer opportunity for extensions to the life of mine



# Ivana Deposit

## PEA Metallurgy and Process Testing

- **Highly successful test program** optimized recovery of uranium & vanadium
- **A simple two-stage process** using low environmental impact technology & reagents



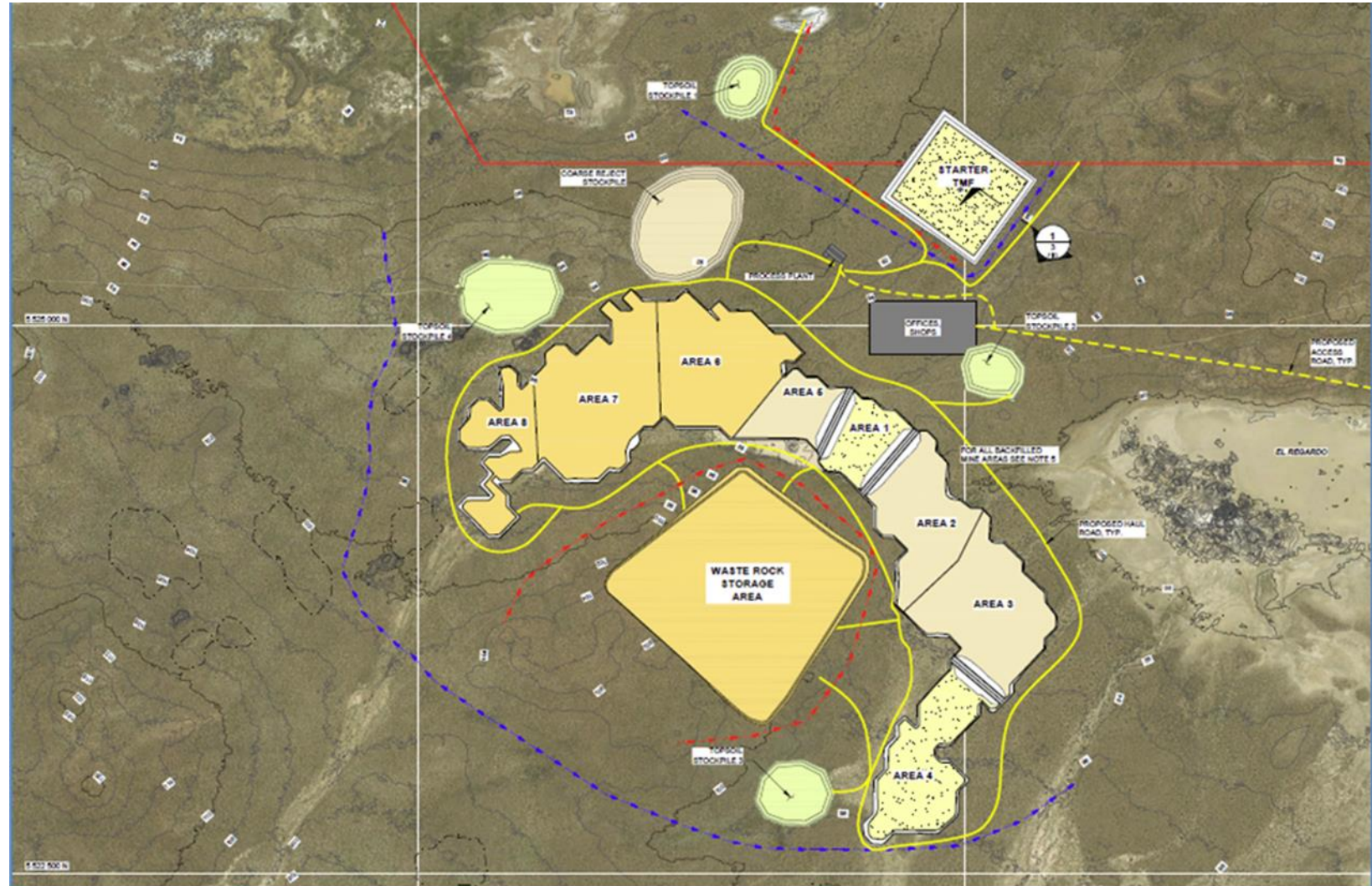
**IN/AVP**

**SRC** SASKATCHEWAN  
RESEARCH COUNCIL

# Ivana Deposit

## PEA Site Layout and Backfill Plan

- Staged conventional surface mine
- Coarse reject and fine tailings will be backfilled into the mine excavation



# Ivana Deposit

## 2024 Preliminary Economic Assessment

Based on proposed surficial mining operation, no blasting

Economic Highlights (USD, After-tax)		
	Base Case U <sub>3</sub> O <sub>8</sub> \$75/lb	Spot Case U <sub>3</sub> O <sub>8</sub> \$105/lb
<b>NPV (8%)</b>	<b>\$227.7</b>	<b>\$418.3</b>
<b>IRR</b>	<b>38.9%</b>	<b>57.0%</b>
<b>Payback</b>	<b>1.9 years</b>	<b>1.3 years</b>

Cost Highlights (USD)	
Pre-production Capital Cost incl. \$35.4M contingency	\$159.7M
LOM Sustaining Capital Cost incl. \$5.4M contingency	\$27.3M
Average LOM Total Cash Cost net of credits:	\$23.29/lb U <sub>3</sub> O <sub>8</sub>
Average LOM All-In Sustaining Costs net of credits:	\$24.95/lb U <sub>3</sub> O <sub>8</sub>

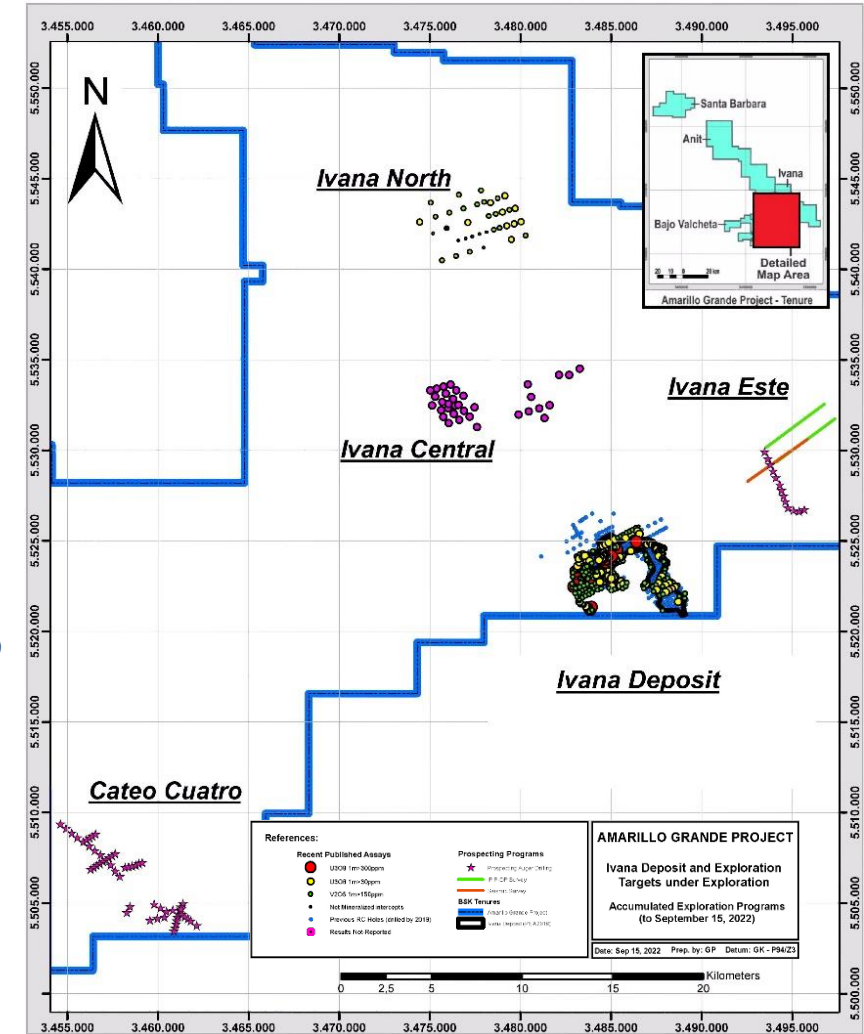
PEA Key Assumptions & Inputs	
Vanadium Price	\$7.5/lb V <sub>2</sub> O <sub>5</sub>
Years of Construction	2
Years of Full production:	11
Strip Ratio (waste/ore):	1.5:1
Dilution:	3%
Average Mining rate (waste + mineralized material):	5.10 Mtpa
Processing throughput:	2.17 Mtpa
Process Plant Recoveries	Uranium: 84.6%, Vanadium: 52.5%
Average Annual Production (LOM):	1.5 MIbs/a U <sub>3</sub> O <sub>8</sub>
LOM uranium production:	16.5 MIbs U <sub>3</sub> O <sub>8</sub>

PEA is preliminary in nature and is intended to provide an initial assessment of the project's economic potential and development options. The PEA mine schedule and economic assessment includes numerous assumptions and is based on both Indicated and Inferred mineral resources. Inferred resources are considered too speculative geologically to have the economic considerations applied to them that would enable them to be categorized as mineral reserves, and there is no certainty that the PEA results will be realized. Mineral resources are not mineral reserves and do not have demonstrated economic viability. Additional exploration will be required to potentially upgrade the classification of the inferred mineral resources to be considered in future advanced studies. Refer to News Release dated 2/22/2024 and the NI 43-101 technical report dated April 2, 2024, filed on SEDAR+ (Kuchling et al.) for full details.

# Ivana Deposit

## *Ivana Sector Exploration*

- **Ivana North & Ivana Central – Initial drilling complete, follow-up planned**
  - Each target covers an area of approx. 4x7km
  - 1,591m in 40 holes completed at Ivana North
    - Anomalous U in 30% of holes
    - Pathfinders similar to Ivana deposit
  - 2,637m in 43 holes completed at Ivana Central
    - Delineated +2.4km long and +1km wide NNW-SSE REDOX front corridor at ~40m to 60m depth, open to the N and S
  - Exploration identified geological footprints comparable to Ivana Deposit and exposed potential for blind deposits
- **Ivana East and Cateo Cuatro – Drilling planned**
  - Database reviews, geophysical surveys and surface exploration identified similarities to geological setting at Ivana deposit
    - IP and seismic targets with similar signatures to Ivana deposit, interpreted to be between 10m and 30m depth
  - Geologic modeling identified drill targets
- **Additional programs underway to detect blind targets**
  - Recent work included mapping, soil and pit sampling, auger drilling & isotopic surveys



# Amarillo Grande Project Advancement Strategy

## Proposed Strategic JV to Fund Advancement of Ivana Deposit, with Carried Interest for BSK, & Drilling at Ivana Sector Targets

- Proposed option to Corredor Americano S.A. ("COAM"); Definitive Agreement pending
- COAM will **spend up to US\$35M** to earn up to 50% indirect interest in the Ivana Deposit by:
  - **Advancing the Ivana Deposit through to completion of a feasibility study.**
  - **Drilling key exploration targets in Ivana sector (2-5).** The JV will also have an option to purchase these in the future under separate terms and agreements that will benefit BSK
- COAM can **fund 100% of the estimated capital costs to achieve commercial production**, earning an additional 30% interest in total.

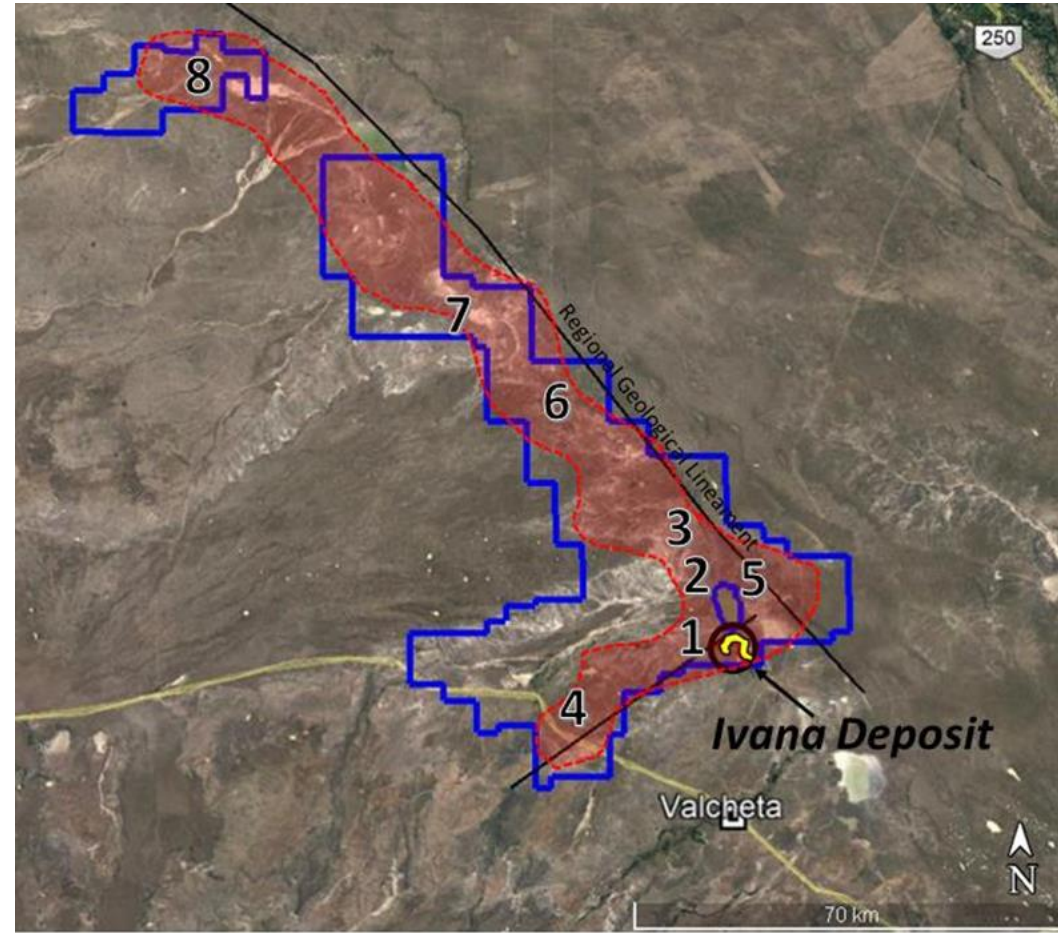
**Ivana deposit – Infill drilling program delineated and processing design testwork underway for Prefeasibility/Feasibility Study**

## BSK Retains 100% Control of >50% of Amarillo Grande, including targets supporting long-term potential of the district

**(6) ISR zone** - Units hosting mineralization preserved at depths of <150 m with the potential for in-situ recovery ("ISR").

**(7) Anit** – 15km high-radiometric anomaly - extensive surficial U mineralization, with significant V halo recognized by drilling in 2017. Open for Expansion.

**(8) Santa Bárbara** – Radiometric anomalies controlled by structures indicating deeper blind mineralization potential.

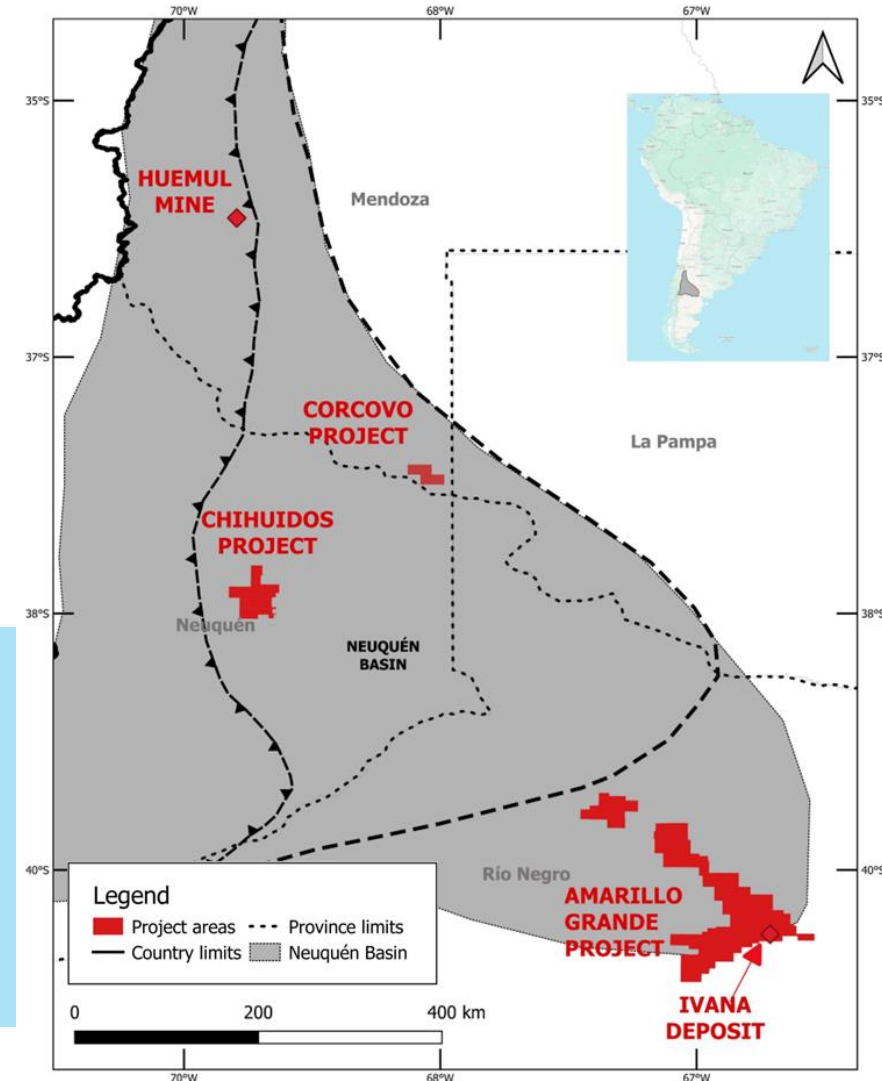


\*See News Release dated June 10, 2024 for full details.

# New ISR Projects for Future Growth

- 2 new projects in the Neuquen Basin, with targets for uranium deposits amenable to in-situ recovery ("ISR")
  - 100%-controlled 60,000 ha Chihuidos Project
  - Optioned 20,000ha Corcovo project
- Both projects have bore-hole and seismic survey data from previous oil and gas exploration
- BSK is identifying targets through database review while field exploration permitting is in progress

- ✓ **ISR involves dissolving minerals in place with fluids that are pumped to the surface for treatment to recover minerals of interest (U& V)**
- ✓ **Little surface disturbance and no tailings or waste rock generated**
- ✓ **In 2019, 57% of world uranium mined was by ISR methods** (<https://world-nuclear.org/information-library/nuclear-fuel-cycle/mining-of-uranium/in-situ-leach-mining-of-uranium>)



# Key Value Highlights

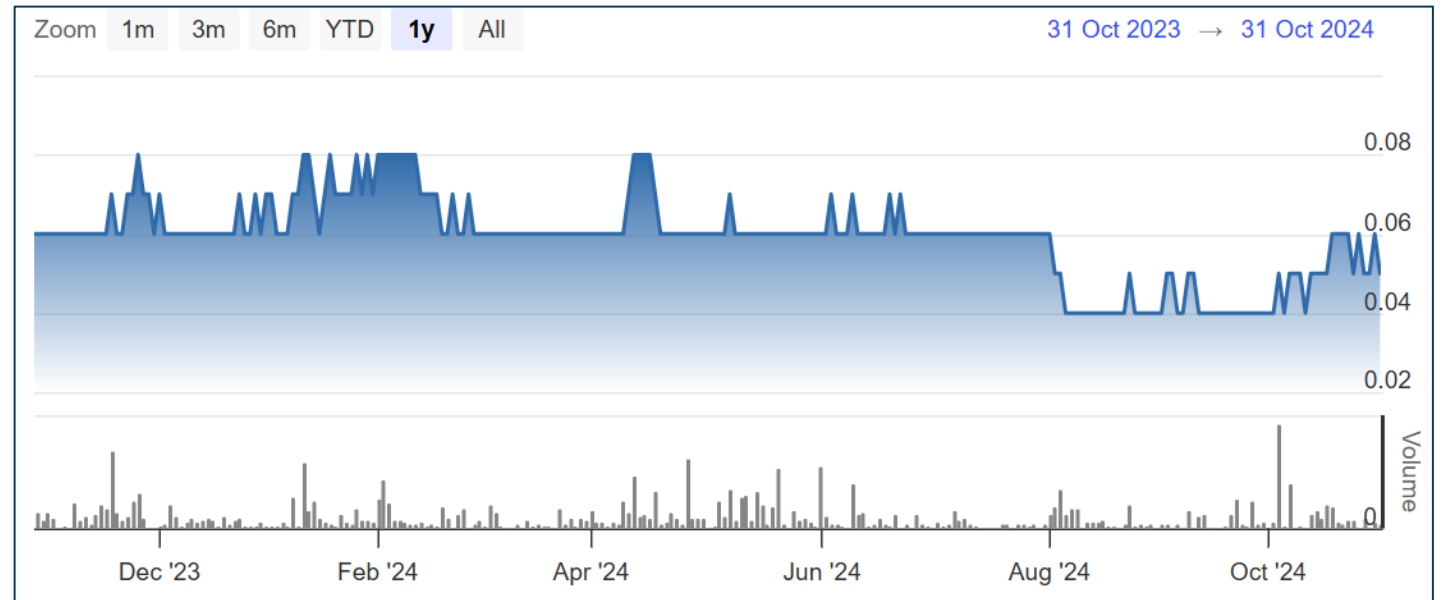
- Mineral Resource Estimate for Ivana with **80% of resources in indicated category**
- PEA confirms base value, with robust after-tax economics for 11-year surficial mining operation:
  - **NPV<sub>8%</sub> (US\$227.7M) and IRR (38.9%)** at \$75/lb U<sub>3</sub>O<sub>8</sub> base case
  - Spot price case indicates upside: NPV<sub>8%</sub> (US\$418.3M) & IRR (57%)
- Proposed option/JV with COAM sets a clear path to production, with no funding by BSK now through development
  - **Initiating a Prefeasibility Program for Ivana Deposit**
  - **Exploration drilling at key adjacent targets; future vend-in to JV available**
- Future growth at other properties with discovery potential:
  - Targets on 100%-held AGP properties outside of Ivana
  - ISR targets at new Corcovo and Chihuidos projects



# Share Metrics & Ownership

<b>TSX-V: BSK, OTCQB: BKUCF</b> As of October 31, 2024	
Market Cap (CAD)	~\$15M
52-Week Price Range (CAD)	0.04-0.085
Shares Issued & Outstanding	298,922,805
Warrants (Avg. price \$0.17)	170,527,150
Options (Avg. price \$0.25)	11,750,000
Fully Diluted	481,199,955

**52 Week Price Chart** (@Oct 31, 2024)



# Contact

Suite 411 – 837 West Hastings Street

Vancouver, BC, Canada V6C 3N6

Telephone: +1-604-687-1828

Toll free: +1-800-901-0058

[info@blueskyuranium.com](mailto:info@blueskyuranium.com)

[www.blueskyuranium.com](http://www.blueskyuranium.com)